OCTOBER 1998

WRL Research Report 98/6

Scalable kernel performance for Internet servers under realistic loads

Gaurav Banga
and
Jeffrey C. Mogul

digital **Western Research Laboratory** 250 University Avenue Palo Alto, California 94301 USA

The Western Research Laboratory (WRL) is a computer systems research group that was founded by Digital Equipment Corporation in 1982. Our focus is computer science research relevant to the design and application of high performance scientific computers. We test our ideas by designing, building, and using real systems. The systems we build are research prototypes; they are not intended to become products.

There are two other research laboratories located in Palo Alto, the Network Systems Lab (NSL) and the Systems Research Center (SRC). Another Digital research group is located in Cambridge, Massachusetts (CRL).

Our research is directed towards mainstream high-performance computer systems. Our prototypes are intended to foreshadow the future computing environments used by many Digital customers. The long-term goal of WRL is to aid and accelerate the development of high-performance uni- and multi-processors. The research projects within WRL will address various aspects of high-performance computing.

We believe that significant advances in computer systems do not come from any single technological advance. Technologies, both hardware and software, do not all advance at the same pace. System design is the art of composing systems which use each level of technology in an appropriate balance. A major advance in overall system performance will require reexamination of all aspects of the system.

We do work in the design, fabrication and packaging of hardware; language processing and scaling issues in system software design; and the exploration of new applications areas that are opening up with the advent of higher performance systems. Researchers at WRL cooperate closely and move freely among the various levels of system design. This allows us to explore a wide range of tradeoffs to meet system goals.

We publish the results of our work in a variety of journals, conferences, research reports, and technical notes. This document is a research report. Research reports are normally accounts of completed research and may include material from earlier technical notes. We use technical notes for rapid distribution of technical material; usually this represents research in progress.

Research reports and technical notes may be ordered from us. You may mail your order to:

Technical Report Distribution
DEC Western Research Laboratory, WRL-2
250 University Avenue
Palo Alto, California 94301 USA

Reports and technical notes may also be ordered by electronic mail. Use one of the following addresses:

Digital E-net:	`JOVE::WRL-TECHREPORTS`
Internet:	`WRL-Techreports@decwrl.pa.dec.com`
UUCP:	`decpa!wrl-techreports`

To obtain more details on ordering by electronic mail, send a message to one of these addresses with the word ‘‘`help`’’ in the Subject line; you will receive detailed instructions.

Reports and technical notes may also be accessed via the World Wide Web: `http://www.research.digital.com/wrl/home.html`.

Scalable kernel performance for Internet servers under realistic loads*

Gaurav Banga gaurav@cs.rice.edu
Department of Computer Science, Rice University, Houston, TX, 77005

Jeffrey C. Mogul mogul@pa.dec.com
Compaq Computer Corp. Western Research Lab., 250 University Ave., Palo Alto, CA, 94301

October 13, 1998

Abstract

UNIX Internet servers with an event-driven architecture often perform poorly under real workloads, even if they perform well under laboratory benchmarking conditions. We investigated the poor performance of event-driven servers. We found that the delays typical in wide-area networks cause busy servers to manage a large number of simultaneous connections. We also observed that the *select* system call implementation in most UNIX kernels scales poorly with the number of connections being managed by a process. The UNIX algorithm for allocating file descriptors also scales poorly. These algorithmic problems lead directly to the poor performance of event-driven servers.

We implemented scalable versions of the select system call and the descriptor allocation algorithm. This led to an improvement of up to 58% in Web proxy and Web server throughput, and dramatically improved the scalability of the system.

*This is an expanded version of a paper that appeared in the *Proceedings of the 1998 USENIX Annual Technical Conference*, New Orleans, LA, June 1998.

Contents

1 Introduction **1**

2 Background **2**
2.1 Event-driven servers 2
2.2 select() 2
2.3 ufalloc() 3

3 Problems in select() and ufalloc() **4**

4 Scalable select() and ufalloc() **7**
4.1 select() 7
4.2 ufalloc() 8

5 Experimental Evaluation **10**
5.1 Scalability with respect to connection rate 10
5.2 Scalability with respect to connection count 15

6 Performance of a live system **15**
6.1 NetCache configuration 16
6.2 Effect of request rate on CPU load 17
6.3 Profile results 19
6.4 Data cache effects 22
6.5 Performance with caching enabled 22
6.6 Performance with Squid proxy 28
6.7 Summary of live performance results 35

7 Related Work **36**

8 Conclusion **37**

List of Figures

1 select() costs in unmodified kernel 5
2 Two-level ufalloc bitmap 9
3 Squid response times – 1259-byte files 10
4 Squid idle time – 1259-byte files 10
5 Squid response times – 8KB files 11
6 Squid idle time – 8KB files 11
7 CPU share of ufalloc() and select(), Squid Proxy – 1259-byte files 12
8 Response time for thttpd 14
9 Performance of Squid Proxy – Scalability 15
10 CPU costs as a function of request rate: NetCache, caching disabled 16
11 View of short-term request rates, with and without caching 23
12 CPU costs as a function of request rate: NetCache, caching enabled 24
13 CPU costs as a function of request rate: Squid 1.1.20Mod 31
14 Breakdown of kernel select() costs for NetCache and Squid 34

List of Tables

1 Example profile for unmodified kernel 6
2 Example profile for modified kernel 13
3 Statistics for NetCache live tests, caching disabled 17
4 Linear regressions: full 1-day data sets: NetCache, caching disabled 18
5 Linear regressions: above 20 requests/second, NetCache, caching disabled 18
6 Profile of unmodified kernel on live proxy: NetCache, caching disabled 20
7 Profile of modified kernel on live proxy: NetCache, caching disabled 21
8 Statistics for live tests: NetCache, caching enabled 23
9 Linear regressions: full 1-day data sets: NetCache, caching enabled 25
10 Profile of unmodified kernel on live proxy: NetCache, caching enabled 26
11 Profile of modified kernel on live proxy: NetCache, caching enabled 27
12 Profile of modified kernel on live proxy: Squid 1.1.20 29
13 Profile of modified kernel on live proxy: Squid 1.1.20Mod 30
14 Statistics for live tests: Squid 1.1.20Mod 31
15 Linear regressions: full 1-day data sets: Squid 1.1.20Mod 32
16 Profile of unmodified kernel on live proxy: Squid 1.1.20Mod 33

1 Introduction

Many Web servers and proxies are implemented as as single-threaded event-driven processes. This approach is motivated by the belief that an event-driven architecture has some advantages over a thread-per-connection architecture [Ous96], and that it is more efficient than process-per-connection designs, including "pre-forked" process-per-connection systems. In particular, event-driven servers have lower context-switching and synchronization overhead, especially in the context of single-processor machines.

Unfortunately, event-driven servers have been observed to perform poorly under real conditions. In a recent study of Digital's Palo Alto Web proxies, Maltzahn et. al. [MRG97] found that the Squid (formerly Harvest) proxy server[CDN+96, Squ] performs no better than the older CERN proxy[LNBL96]. This is surprising, because the CERN proxy forks a new process to handle each new connection, and process creation is a moderately expensive operation. This result is also in sharp contrast with the study by Chankhunthod et al.[CDN+96], which concluded that Harvest is an order of magnitude faster than the CERN proxy.

Maltzahn et. al. [MRG97] attribute Squid's poor performance to the amount of CPU time Squid uses to implement its own memory management and non-blocking network I/O abstractions. We investigated this phenomenon in more detail, and found out that the large delays typical of wide-area networks (WANs) cause Squid to have a large number of simultaneously open connections. Unfortunately, the traditional UNIX implementations of several kernel features used by event-driven single-process servers do not scale well with the number of active descriptors in a process. These are the *select* system call, used to support non-blocking I/O, and the kernel routine that allocates a new file descriptor. (We refer to the descriptor-allocation routine as ufalloc(), as it is named in Digital UNIX, although other UNIX variants use different names, e.g., fdalloc().) A system running the Squid server spends a large fraction of its time in these kernel routines, which is directly responsible for Squid's poor performance under real workloads.

We designed and implemented scalable versions of select() and ufalloc() in Digital UNIX, and evaluated the performance of Squid and an event-driven Web server in a simulated WAN environment. We observed throughput improvements of up to 43% for the Web server, and up to 58% for Squid. We observed dramatic reductions in CPU utilizations at lower loads. We also evaluated these changes on a busy HTTP proxy server, which handles several million requests per day.

The rest of this paper is organized as follows. Section 2 gives a brief overview of the working of a typical event-driven server running on a UNIX system. We also describe the dynamics of typical implementations of select() and ufalloc(). Section 3 describes our quantitative characterization of the performance problems in select() and ufalloc(). In Section 4 we present scalable versions of select() and ufalloc(). In Sections 5 and 6 we evaluate our implementation. Finally, Section 7

covers related work and and offers some conclusions.

2 Background

In this section we present a brief overview of the working of a typical event-driven server. We will also describe classical implementations of select() and ufalloc(). This will provide necessary background for the discussion in the following sections.

2.1 Event-driven servers

An event-driven server typically has a single thread which manages all connections to the server. The thread uses the select() system call to simultaneously wait for events on these connections.

When a call to select() returns, the server's main loop invokes event handlers for each of the ready descriptors. These handlers perform a variety of tasks depending on the nature of the particular event. For example, when a socket being used to listen for new connections becomes ready, the corresponding handler calls accept() to return a file descriptor for the new connection. Handlers invoked when a connection becomes ready for reading or writing perform the actual read or write to the appropriate descriptor. The execution of handlers may cause the addition or removal of descriptors from the set being managed by the server.

Event-driven servers are fast because they have no locking or context switching overhead. The same thread manages all connections, and all handlers are executed synchronously. A single-threaded server, however, cannot exploit any true concurrency in the stream of tasks. Thus, on multiprocessor systems, event-driven servers have as many threads as processors. Examples of event-driven servers include Squid[CDN+96, Squ] and its commercial version NetCache[Net], Zeus[Zeu], thttpd[tht] and several research servers[BDR97, KEGW96, PDZ97].

2.2 select()

The *select* system call allows a user process to wait for events on a set of descriptors. A process can indicate interest in three types of events on a descriptor: events that make a descriptor *readable*, those that make it *writable*, and *exception* events. This information is passed to the kernel using three bitmaps. In each bitmap the kth bit indicates interest in events of that type for the kth descriptor. These bitmaps are value-result parameters, and the returned bitmaps indicate the sets of ready descriptors. Stevens[Ste90] describes the select() interface in detail.

We describe the Digital UNIX implementation of select(). However, the classical BSD implementation of select() is similar to the Digital UNIX implementation. The main differences are

related to the multithreaded nature of the Digital UNIX kernel. Thus our discussion is fully applicable to 4.3BSD and most BSD-derived implementations. Also, we discuss how select() works for descriptors that represent sockets, but our discussion and algorithms can be trivially extended to include descriptors that refer to other kinds of objects, such as vnodes. (Vnodes are kernel data structures used to represent files and devices.)

In Digital UNIX, the select() function in the kernel starts by creating internal data structures containing summary information about sockets that are marked in at least one input bitmap. Subsequently, select() calls do_scan(), which calls selscan() to check the status of each of the entities (vnodes or sockets) corresponding to the selected descriptors.

For each selected socket, selscan() enqueues a record referring to the current thread on the *select queue* of the socket. This is done so that the thread can be identified as waiting inside select() for events on the socket. selscan() then calls soo_select() for each socket, which checks to see if the condition that the process is interested in (i.e. the socket is readable, writable, or has pending exceptions) is true. If none of the conditions that the user process is selecting on are true, then do_scan() goes to sleep waiting for any of these to become true.

Note that the linear search in selscan() covers every socket of potential interest to the selecting process, independent of how many are actually ready. Thus, the cost is proportional to the number of file descriptors involved in the call to select(), rather than to the number of events discovered by the call.

When a network packet comes in, protocol processing may cause a condition on which do_scan() is blocked to become true. The thread that performs protocol processing for an incoming packet calls select_wakeup(), which wakes up all threads that are blocked in do_scan() awaiting this condition.

A thread that is woken up in do_scan() calls selscan(), which calls soo_select() for *all* the sockets that the corresponding call to select() specified in its three bitmaps. do_scan() also calls undo_scan() to remove this thread from select queues of the selected sockets.

2.3 ufalloc()

The kernel function ufalloc() is called to allocate a new file descriptor for a process. This function is called as a result of the open(), socket(), socketpair(), dup(), dup2() and accept() system calls.

UNIX semantics for file descriptor allocation require that the kernel allocate the lowest-numbered available descriptor. This prevents the use of a straightforward scalable implementation, such as a free list. Instead, all of the UNIX variants that we know of, including BSD-derived systems such as Digital UNIX, and System V Release 4 systems such as Solaris, use a linear search of the file descriptor table. The search starts with file descriptor 0 and continues to the first NULL entry. The

cost of this search is roughly proportional to the number of open file descriptors, although it might complete before checking all of the possible descriptor table slots.

3 Problems in select() and ufalloc()

As we observed in section 1, Maltzahn et. al. [MRG97] found that the Squid proxy server performs no better than the older CERN proxy under real workloads, contradicting the study by Chankhunthod et al.[CDN+96], which concluded that Harvest is an order of magnitude faster than the CERN proxy. Indeed, a simple LAN-based experiment using a simulated client load does show a big performance difference between Squid and the CERN proxy.

In an attempt to explain this peculiar result, we tried to understand why Squid's performance under real load is so much worse than under ideal conditions. One factor that is different in the two scenarios is that under real load Squid manages a much larger number of simultaneous connections than in a LAN-based test scenario. This is because of much larger delays experienced in WANs. Because WAN environments have larger round-trip times (RTTs), and are more likely to exhibit packet losses, HTTP connections tend to last much longer in WAN environments than in simple LAN environments. Therefore, for a given connection arrival rate, a WAN-based HTTP server will have more open connections than a server in a LAN environment.

Richardson's measurements of Digital's Palo Alto Web proxies [Ric97] show between 30 and 950 simultaneously open connections, depending on time of day. Richardson's measurements also show that while the median response time is about 250 msec., the mean is 2.5 seconds: some connections stay open for a very long time. The large ratio of mean to median holds over a wide range of response sizes (although the 10:1 ratio only holds when all response sizes are considered together). This implies that at any given time, most of the open connections are *cold* (idle for long intervals), and only a few are *hot*.

Following this intuition, we tried to evaluate the effect of a large number of cold connections on Squid performance. We used DCPI [AB+97] to profile a system running the Squid proxy under a carefully designed request load. To simulate the effect of large WAN delays, we set up a dummy HTTP client process on a client machine. This process opened a large number (100-2000) of connections to the Squid server but subsequently made no requests on these connections. We refer to this process as the *load-adding client*. Another process on the client machine simulated a small number (10-50) of HTTP clients, which repeatedly made HTTP requests of the proxy. Each request retrieved a 1259-byte response. We used the scalable client (S-Client) architecture from Banga and Druschel [BD97].

In our tests, we ran the Squid server process on an AlphaStation 500 (400Mhz 21164, 8KB I-cache, 8KB D-cache, 96KB level 2 unified cache, 2MB level 3 unified cache, SPECint95 =

12.3) equipped with 192MB of physical memory. The server operating system was Digital UNIX 4.0B, with the latest patches that were available at the time. The client machine was a 333Mhz AlphaStation 500 (same cache configuration as above, SPECint95 9.82) with 640MB of physical memory, running DUNIX 3.2C. The Squid version used was Squid-1.1.11. The client and server were connected using a 100Mbps FDDI network.

This experiment indicates that up to 53% of the system's CPU time is being spent inside select() (and its various components – selscan(), soo_select(), etc.). Up to 11% of the CPU is being spent by the user process in collating information from the bitmaps returned by select().

Our detailed results are shown in Figure 1. The x-axis represents the number of cold connections. Curves are plotted, for both 10 hot connections and 50 hot connections, showing the percentage of CPU time spent in kernel-mode functions related to select(), and the percentage of CPU time spent in the user-mode select() loop.

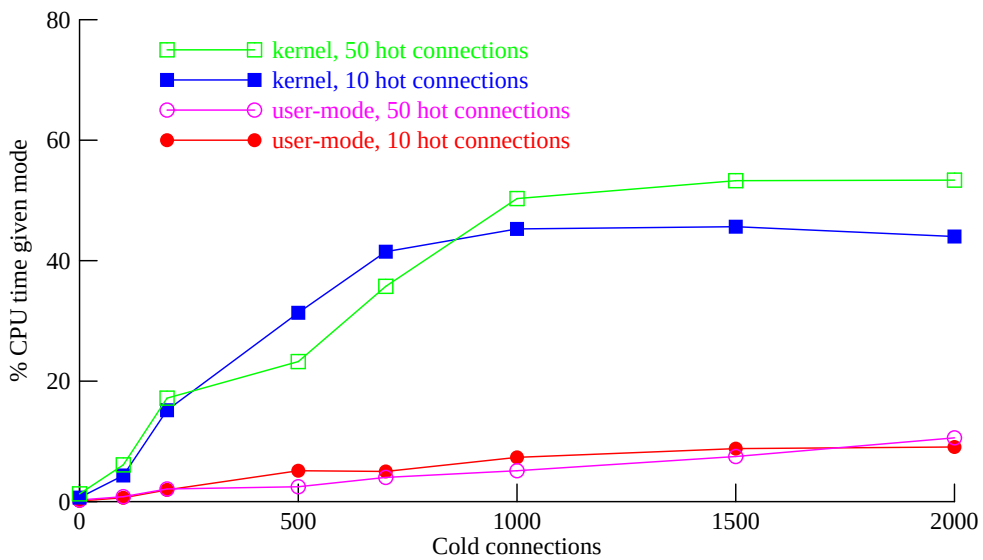

Figure 1: select() costs in unmodified kernel

Figure 1 shows that the costs of both the kernel select() implementation and the user-mode select() loop rise significantly with increasing numbers of cold connections. Also, these costs are relatively independent of the number of hot connections, up to about 1000 cold connections.

The costs are initially linear in the number of cold connections, but eventually they flatten out. As the number of cold connections increases, the system spends more CPU time in each call to select(), and so the calls to select() come less often. This causes the number of pending events returned by select() to increase (at low loads, select() usually returns just one pending event, but when called infrequently, it often returns several). The cost of each select() call is thus

amortized over a larger number of interesting events. Thus, the total CPU cost of select(), which is proportional to the number of select()s per second times the cost of each select, tends to level off.

These numbers were generated with a request load of about 100 requests/second. At higher rates, select() is still important, but ufalloc() also consumes significant CPU time, because of its linear search algorithm. A typical DCPI profile for the system above, with 750 cold connections, 50 hot connections, and 220 new connections/second, is shown in Table 1.

CPU %	Procedure	Mode
21.91%	*all kernel* select *functions*	kernel
8.31%	soo_select()	kernel
7.56%	selscan()	kernel
4.82%	undo_scan()	kernel
1.22%	select()	kernel
17.79%	ufalloc()	kernel
4.23%	comm_select()	user
1.71%	_Xsyscall()	kernel
1.68%	_doprnt()	user
1.32%	idle_thread()	kernel
1.20%	memset()	user
1.15%	cache_lookup()	kernel
1.10%	namei()	kernel

750 cold connections, 50 hot connections,
220 requests/second

Table 1: Example profile for unmodified kernel

In summary, the current implementations of select() and ufalloc() do not scale well with the number of open connections in a server process. Both algorithms do work that is linear in the number of connections being managed by the process, and proxies in WAN environments tend to have many open connections. In the next section we will describe our implementation of scalable versions of these functions.

4 Scalable select() and ufalloc()

In this section we describe our design for scalable versions of select() and ufalloc(). We also describe our prototype implementation of these designs in Digital UNIX.

4.1 select()

Consider an event-driven server process waiting for activity on any of a few thousand sockets. Recall from Section 2 that select() always performs a full scan through all of these sockets, either to find those few that are currently ready, or to indicate that a thread is waiting for events on each of the sockets.

A full scan is also performed after the protocol code processes an incoming packet and calls select_wakeup() to unblock a thread waiting inside select(). The full scan is performed even though only a few of the sockets are actually ready. This wasted effort is expended because, between the call to select_wakeup() and the invocation of do_scan(), we throw away the information about the identity of the socket that has become ready. selscan() then does a significant amount of work to rediscover the set of ready sockets.

The key idea of our design is to preserve information about the change in the state of a socket between select_wakeup() and do_scan(). We use this information to prune both the initial scan, and the scan after the select_wakeup(), to inspect only those sockets that need inspection. These are the sockets either about which we have no prior information, or for which we have state-change hints from the protocol-processing layer.

We changed the Digital UNIX kernel to keep track of three sets for each thread, named READY, INTERESTED, and HINTS. (The first two of these sets actually consist of three component sets, one for read-ready descriptors, one for write-ready descriptors and one for exceptions.) The INTERESTED set is the subset of sockets that the thread is currently interested in selecting on. The READY set is a subset of the INTERESTED set and includes those sockets which the kernel thinks are *ready*. The kernel maintains state-change information about sockets in the INTERESTED set, rather than for the full set of sockets open for a thread. This state-change information is maintained as the HINTS set. The HINTS set includes sockets that might have become ready since the last call to select(), and is updated by the protocol layer when a packet arrives for a socket.

Each call to select() specifies a SELECTING set for the thread, which is used to compute the new values of the READY and INTERESTED sets. select() uses the HINTS and READY sets to prune its initial scan. It checks only those sockets which are in the SELECTING set and either:

1. are not in the old INTERESTED set, or
2. are in the old READY set, or
3. are in the HINTS set

Mathematically, we can express the computation of these sets as:

$$INTERESTED_{new} = SELECTING \cup INTERESTED_{old}$$

$$READY_{new} = \mathcal{C}(INTERESTED_{new} \cap (\overline{INTERESTED_{old}} \cup READY_{old} \cup HINTS))$$

where $\mathcal{C}$ expresses the computation of checking the status of descriptors in its argument set.

The computation of $\mathcal{C}$'s argument set above appears to have complexity proportional to the size of the SELECTING set. We took care to optimize this computation and its data-cache footprint. The resulting code has a very small cost relative to other parts of select().

The set returned from select() is:

$$READY_{to_user} = SELECTING \cap READY_{new}$$

A descriptor must be removed from the INTERESTED sets of *all* threads in a process at some point between the time that the descriptor is closed and the time that it is next allocated by *any* thread in the process.

For each socket, we record the set of processes that have a reference to the socket. In the protocol processing code, when a packet comes in for a socket, sowakeup() records a hint in the HINTS sets of each of the threads in the referencing processes for which this socket is present in the INTERESTED set of the thread. sowakeup() also wakes up all such threads that are blocked in select(). After a thread is woken up in select(), it scans only those sockets in its HINTS set.

4.2 ufalloc()

The existing ufalloc() implementation uses a linear search to find the lowest-numbered free descriptor. We converted this into a logarithmic-time algorithm by adding an auxiliary data structure, a two-level tree of bitmaps. The collection of all the level-1 nodes can be thought of as a

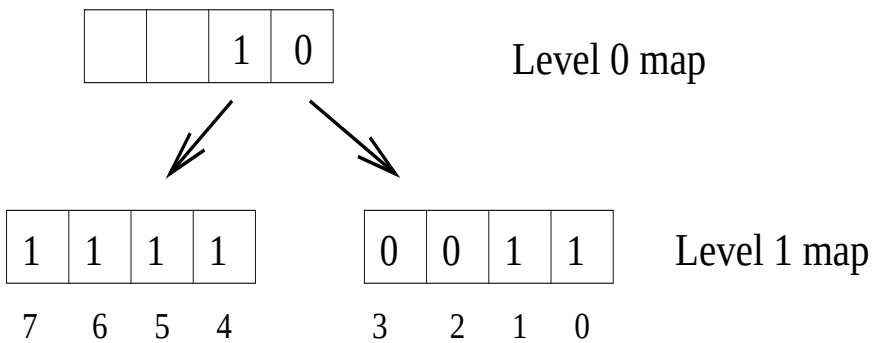

Figure 2: Two-level ufalloc bitmap

single bitmap; each bit in this bitmap describes the allocation state of one file descriptor. One-valued bits in this bitmap correspond to allocated descriptors. The level-1 bitmap is stored as an array of nodes.

Each bit in the level-0 bitmap describes the state of an entire level-1 node. One-valued bits in this bitmap correspond to level-1 nodes with no zero bits; a zero-valued bit in the level-0 bitmap corresponds to a level-1 node with at least one zero bit.

Figure 2 shows an example of such a tree. For simplicity, this figure depicts the nodes as 4-bit integers, although our actual implementation uses 64-bit integers. We use the Alpha's little-endian bit-order in this example. The example tree shows that descriptors 0, 1, and 4 through 7 are allocated, while descriptors 2 and 3 are free.

When a process wants to allocate a new file descriptor, the level-0 bitmap is searched for the first zero bit. The index of this bit is used as an index into the array of level-1 nodes, and the indexed node is then searched to find the first zero bit. Efficient algorithms exist for finding the first zero bit in a word, but we have found that a simple linear search is sufficiently fast, since the dominant cost on modern CPUs is the number of data-cache misses, not the number of instructions executed.

When a descriptor is deallocated, the appropriate bits are cleared in both bitmaps. This leads to a constant-time cost for deallocation.

With the level-1 nodes and the entire level-0 bitmap represented as 64-bit words, this algorithm directly supports 4096 descriptors per process. A straightforward generalization to a deeper tree would support an enormous number of descriptors, even if a smaller word size were used.

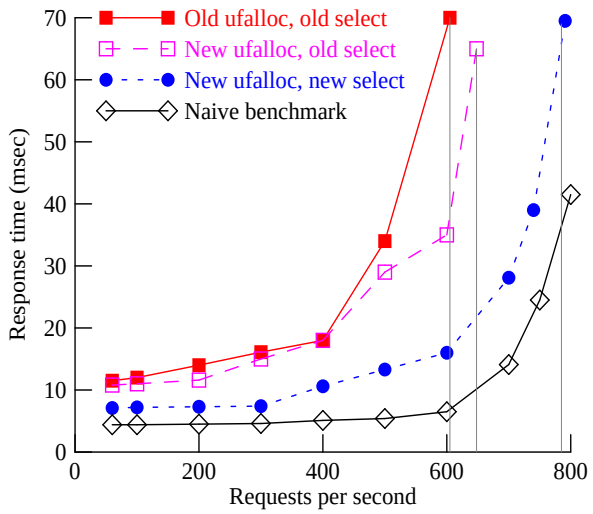

Figure 3: Squid response times – 1259-byte files

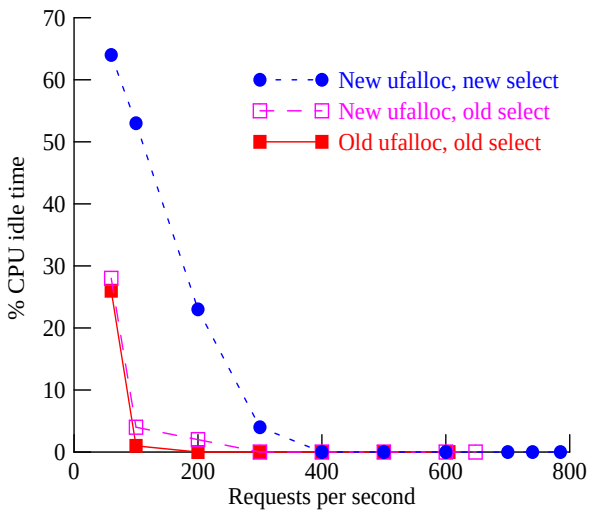

Figure 4: Squid idle time – 1259-byte files

5 Experimental Evaluation

We evaluated the effects of our implementation of select() and ufalloc() on the performance of two event-driven Internet servers: the Squid proxy, and the thttpd [tht] Web server (we used a modified version of thttpd with numerous performance improvements [PDZ97]). These experiments were performed using the same server and client systems describe in Section 3. We also measured the effect of our changes on the performance of Digital's Palo Alto proxies.

5.1 Scalability with respect to connection rate

The S-Client architecture introduced by Banga and Druschel [BD97] allows the generation of high HTTP request rates, using a small number of client machines. We used S-Clients to vary the load on the server. At the lowest load, the server is underutilized; at the higher loads, the server is the bottleneck.

For each request rate, we ran two kinds of benchmarks. In the naive benchmark, we used only enough S-Clients to generate the desired request rate. In the more realistic benchmark, we also used a load-adding client, to simulate the presence of long-delay connections. The load-adding client was run with 750 infinitely slow connections. (We show the effect of varying the number of slow connections in Section 5.2.)

All clients, in all of the experiments, repeatedly requested a single file of a fixed sized. In some experiments, we used an 8192-byte file; this is within the range of typical response sizes reported

for the Web. In other experiments, we used a 1259-byte file; the shorter file size places more emphasis on per-connection overheads.

For our experiments using the Squid proxy server, we arranged things so that each request received by the proxy would generate an "If-Modified-Since" message from the proxy to the origin server, but the actual data would be served from the proxy's cache. The origin server ran on identical hardware (a 400Mhz AlphaStation 500), using the thttpd server program; we ensured that the origin server was never the bottleneck.

Figure 3 shows how the response time of the Squid proxy varies with request rate, for 1259-byte files. The results for all kernels on the naive benchmark are effectively identical; for the realistic benchmark, we plot different curves for the different kernels. For each curve, the final point shows the "saturation throughput" for the given kernel; beyond this point, increasing the offered load did not increase throughput. This figure clearly shows that the presence of adding slow connections in the realistic benchmark drastically reduces the throughput achieved with the unmodified kernel relative to the naive benchmark. It also shows that our new implementations of select() and ufalloc() solve this performance problem. The performance of the fully modified kernel is nearly independent of the presence of many slow connections.

Figure 4 shows the effect of the new versions of select() and ufalloc() on server CPU idle time, also for 1259-byte files. At lower request rates, where the server is underutilized, our modifications greatly increase idle time for the realistic benchmark. The increase in idle time reflects the improved scalability of the system in the presence of cold connections.

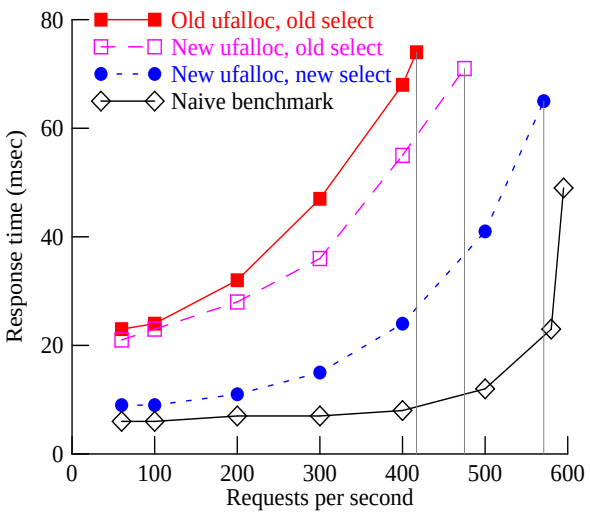

Figure 5: Squid response times – 8KB files

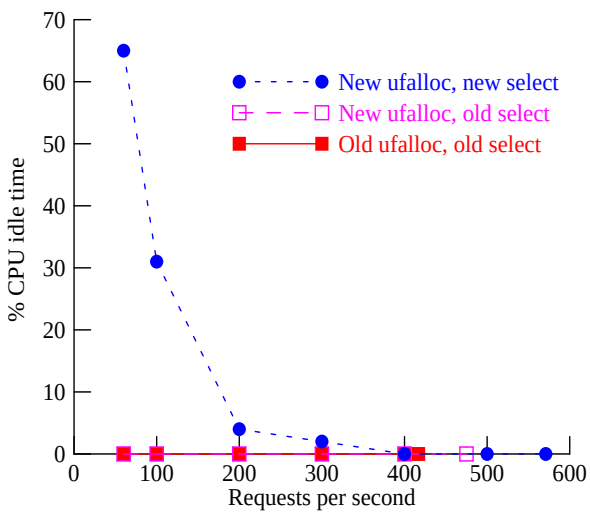

Figure 6: Squid idle time – 8KB files

Figure 5 shows the response time of the Squid proxy for 8129-byte files. As in Figure 3, the

fully modified kernel provides a higher saturation request rate than the original kernel, and yields lower response times at all request rates. However, the new kernel's performance on the realistic benchmark does not come quite as close to the performance of the naive benchmark; this may be due to data-cache collisions between the larger packets and the kernel's data structures. In these tests, as Figure 6 shows, the unmodified kernel showed no idle time for all request rates, while the new kernel showed some idle time up to 300 requests/sec.

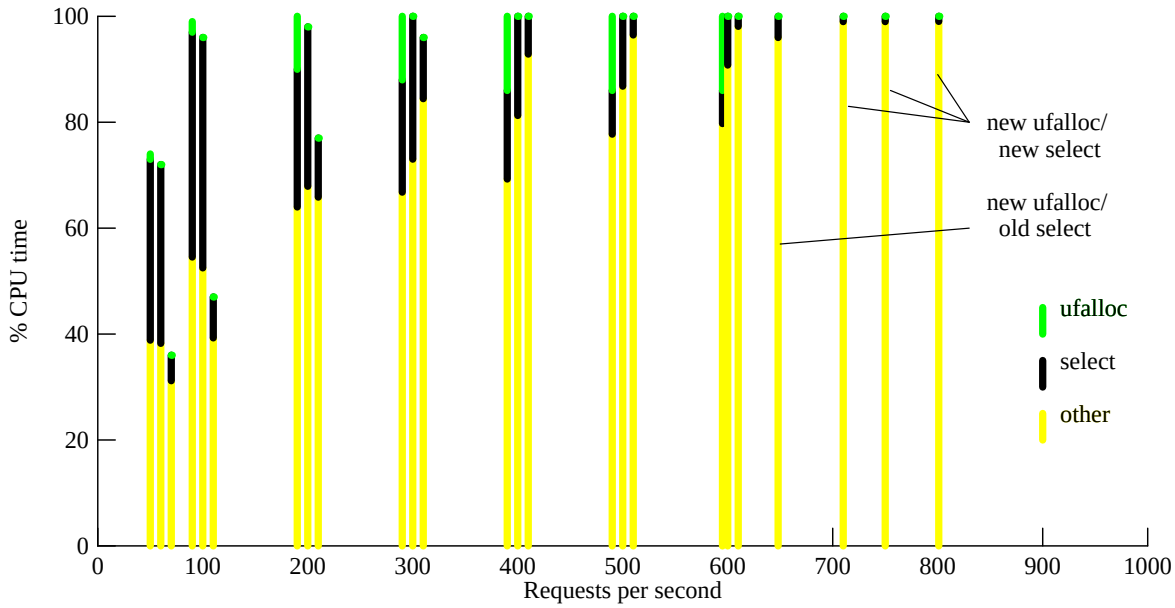

Figure 7: CPU share of ufalloc() and select(), Squid Proxy – 1259-byte files

We used DCPI to obtain CPU time profiles of the server. Figure 7 shows the fraction of CPU time used in select() and in ufalloc(), for various request rates, using 1259-byte files. (The results for tests using 8192-byte files are analogous.) In each group of three bars, the leftmost bar represents the unmodified kernel, the center bar represents the kernel with the new select(), and the rightmost bar represents the kernel with new versions of both select() and ufalloc(). At rates above 600 requests per second, each bar is independently labelled. The top section of each bar shows the CPU time spent in ufalloc(), and the middle section shows the CPU time spent in select(). The bottom section of each bar ("others") shows the CPU time used for all other components of the server, including user-mode code. Idle time is not shown; it corresponds to the space above the bar, if any.

Figure 7 shows that the new ufalloc() almost entirely eliminates the CPU costs of descriptor allocation in all of the tested configurations. The new select() also costs much less than the old select().

When the server is underutilized, at rates below about 200 requests per second, the CPU profiles show that the new select() provides an additional performance impact: although we have not changed the implementation of any code covered by the "others" part of the profile, and the total throughput has not changed, the CPU costs of the "others" components has been reduced, relative to the unmodified kernel. We attribute this to better data-cache behavior, because the new select() has a much smaller data-cache footprint than the original implementation. The modified ufalloc() may also have a similar effect on cache performance. The improved data-cache footprint of select() is probably responsible for some of the throughput gains in the server-bound configurations.

CPU %	Procedure	Mode
21.96%	*all idle time*	kernel
11.49%	*all kernel* select *functions*	kernel
11.24%	select()	kernel
0.15%	new_soo_select()	kernel
0.10%	new_selscan_one()	kernel
16.37%	comm_select()	user
2.61%	tcp_slowtimo()	kernel
1.73%	tcp_fasttimo()	kernel
1.39%	_doprnt()	user
1.21%	_Xsyscall()	kernel
1.10%	_XentInt()	kernel
1.00%	bcopy()	kernel
0.91%	read_io_port()	kernel
0.90%	memset()	user

750 cold connections, 50 hot connections, 220 requests/second

Table 2: Example profile for modified kernel

As can be seen in Figure 3, even with our kernel modifications, the realistic benchmark still causes a small performance degradation compared to the naive benchmark. We attribute this to the inherently poor scalability of the select() programming interface. This interface passes information proportional to the total number of active connections on each call to select(). Moreover, when select() returns, the user process must do work proportional to the total number of active connections to discover which descriptors have pending events. Finally, select() overwrites

its input bitmaps, thus requiring additional user-mode work to create these bitmaps on each call. These costs cannot be eliminated with the current interface. In a separate publication [BDM98], we propose a new, scalable interface to replace select().

Table 2 shows a profile of the modified kernel, made under the same conditions as the profile of the original kernel shown in Table 1. The new kernel spends 22% of the time in the idle loop, compared to almost no idle time for the original kernel. The original kernel spent about 22% of the CPU in select() and its subroutines, and 18% of the CPU in ufalloc(). The modified kernel spends 11% of the CPU in select(), and virtually none in ufalloc(). However, the busiest function in the system is now the user-level comm_select() function, using 16% of the CPU. The almost 28% of the CPU together consumed by the kernel select() and user-mode comm_select() functions is a result of the poorly scaling bitmap-based select() programming interface.

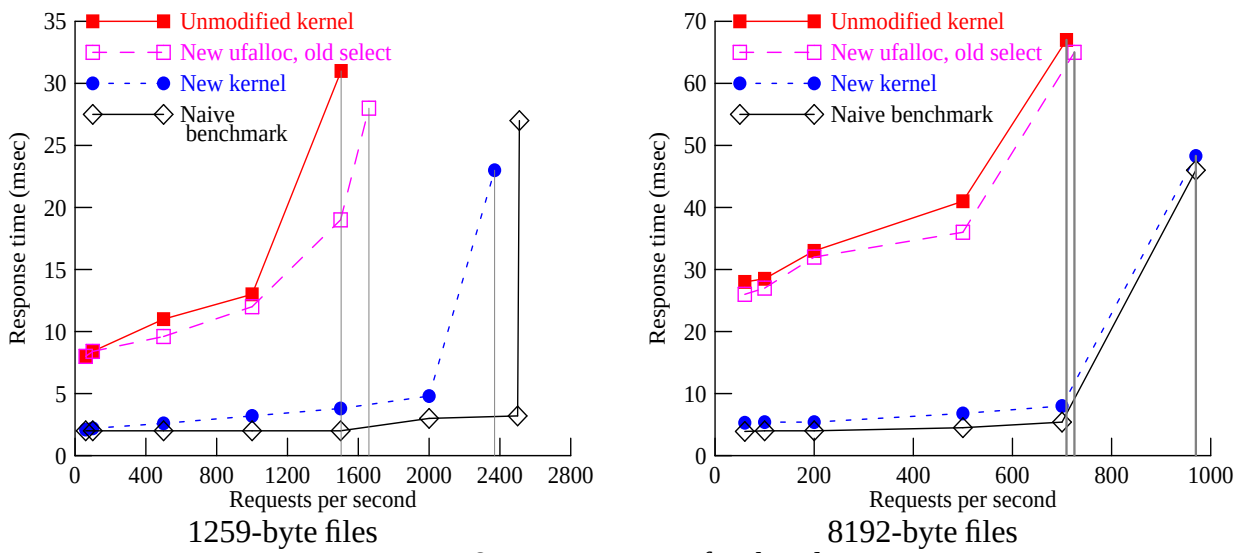

Figure 8: Response time for thttpd

Our experiments using the thttpd [tht] Web server gave similar results. Using our modified kernel (with new implementations of both select() and ufalloc()), server throughput (at server saturation) improved by 58% for 1259-byte files, as shown in figure 8. For 8192-byte files, throughput increased by 37%; further improvement may have been limited by the available network bandwidth, rather than by the server. At lower request rates, the modified kernel showed much more idle time. For example, at 100 requests/sec. for a 1259-byte file, the unmodified kernel showed 16% idle time; the modified kernel showed 88% idle time. At at 100 requests/sec. for an 8192-byte file, the unmodified kernel had no idle time, but the modified kernel still showed 73% idle time.

5.2 Scalability with respect to connection count

To demonstrate that our implementations of select() and ufalloc(), unlike the original code, does scale well as the number of cold connections increases, we performed another series of experiments. In these experiments, we varied the number of connections from the load-adding client, between 0 and 2000 connections, and then increased the request rate until the server was saturated.

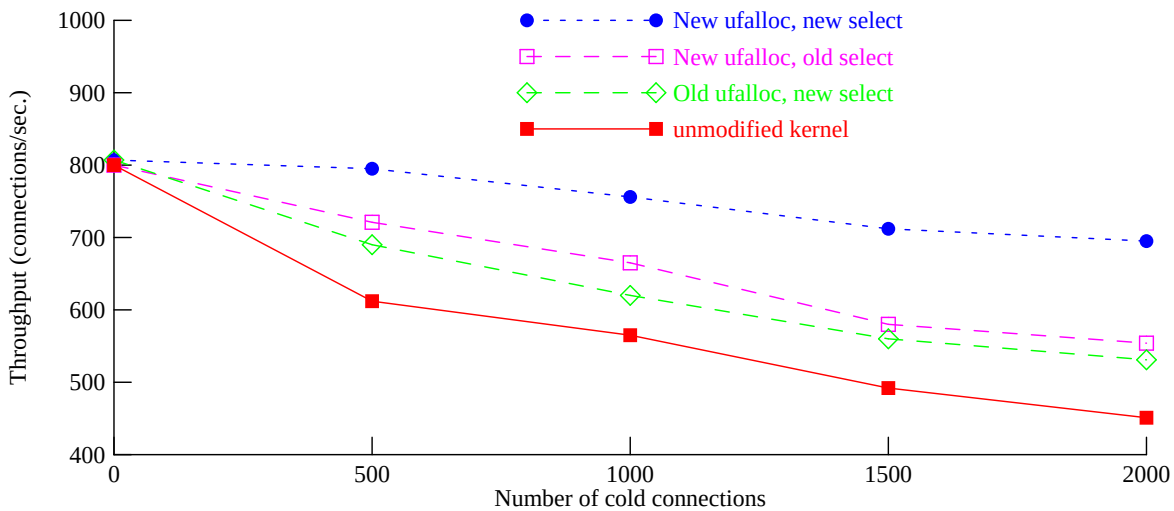

Figure 9: Performance of Squid Proxy – Scalability

Figure 9 shows that the throughput of the original kernel drops by 44% as the number of of cold connections increases from zero to 2000. The figure also shows that the kernel with our scalable ufalloc() has a somewhat smaller dependency on the number of cold connections, and for the kernel with our implementations of both select() and ufalloc(), its throughput drops by only 14% over the same range. We believe that the remaining dependency results from the user-level costs of the programming interface for select().

6 Performance of a live system

Digital Equipment Corporation operates a Web proxy system, in Palo Alto, California, that serves a large fraction of Digital's internal users. During a typical weekday, the system handles as many as 2.6 million HTTP requests, from at least 5570 individual client hosts.

We installed our modified kernel on the proxy server, a 500 MHz AlphaStation 500 system (21164A processor, SPECInt95 = 15.0) with 512 MBytes of RAM. We then ran the system using

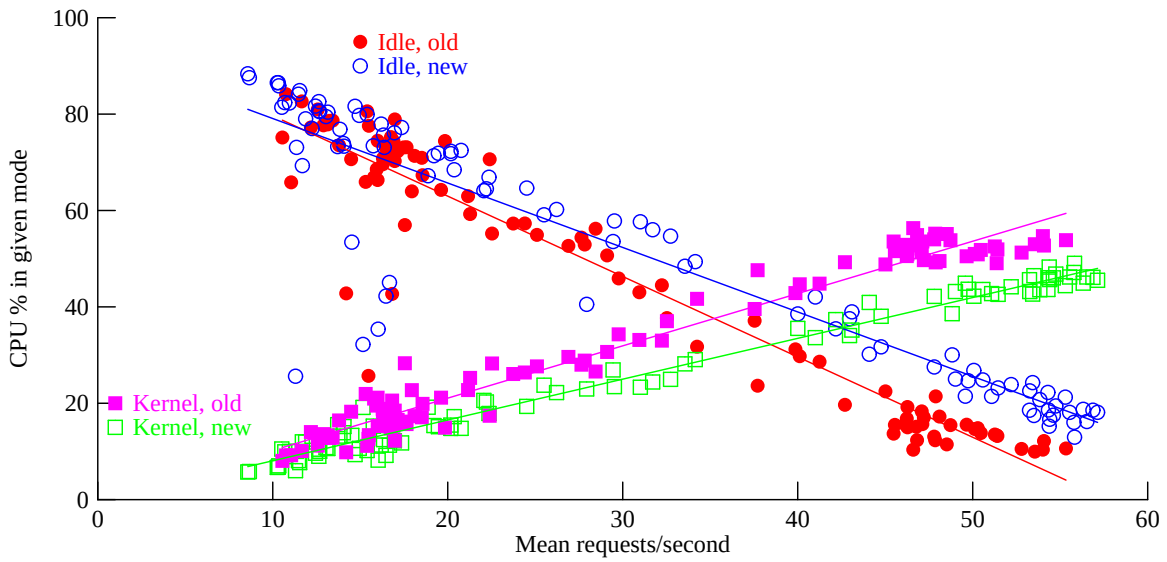

Figure 10: CPU costs as a function of request rate: NetCache, caching disabled

either the unmodified kernel or our modified kernel, each for an entire calendar day (midnight to midnight, Pacific Time), and collected extensive monitoring information.

We ran trials both using Squid, and using the NetCache proxy [Net] from Network Appliance, Inc. The NetCache trials are described first, in sections 6.1 through 6.5. The Squid trials are described starting in section 6.6.

6.1 NetCache configuration

For the trials using NetCache, we used version 3.1.2c-OSF of the NetCache software. Like Squid, NetCache was based on the Harvest Cache software, although NetCache and Squid have since evolved separately. Because caching tends to reduce the number of simultaneous network connections, during our first set of trials we operated this software with caching disabled. For various reasons, this does not significantly increase response time as seen by the users. In Section 6.5, we show results for the NetCache server with caching enabled.

Table 3 shows some statistics for each of the trials. The “Max. alloc. fds” column shows the largest number of file descriptors allocated to a single process at any one point during the trial; the “Peak req. rate” column shows the largest number of requests logged during a single second over the course of the day.

Date	Kernel version	Requests handled	Max. alloc. fds	Peak req. rate
1998-04-16	old	2581113		107
1998-04-23	new	2602448	755	116

Table 3: Statistics for NetCache live tests, caching disabled

6.2 Effect of request rate on CPU load

The operating system maintains counts of the number of clock interrupts that occur in each system mode (user-mode, kernel-mode, and idle). During the course of each trial, we logged these counters every 15 minutes, which allowed us to reconstruct the mean time spent in each mode during the 15 minutes prior to each log entry. The proxy software creates a timestamped log entry for each HTTP request it receives, so we can also count the number of requests handled in each 15 minute period, and then compute the mean request rate over that period.

Figure 10 shows how CPU idle time, and CPU kernel-mode time, vary as a function of the mean request rate. Each point on the scatterplot represents one 15-minute sample. The circles correspond to idle time; the squares correspond to kernel-mode time. The filled marks show performance with the old versions of both select() and ufalloc() (the trial of 1998-04-16). The open marks show the performance of the new implementations (the trial of 1998-04-23).

We then computed linear regressions for each set of samples. The regression lines are shown in Figure 10; the numeric results are given in Table 4. (User-mode regressions are given in the table, but not shown in the figure.) Each sample set includes 96 points (24 hours of 15-minute samples). The correlation between kernel-mode time and request rate is quite close; the correlation for idle time is not quite as good, probably because of some outliers caused by daily "housekeeping" tasks done during periods of low request rate. Because the outliers all occur at low request rates (that is, late at night), we recalculated the regressions after excluding samples taken at rates below 20 requests/second. These regressions, shown in Table 5, show higher correlation coefficients for idle time and user-mode time.

The regressions for idle time and kernel-mode time show significantly steeper slopes for the unmodified kernel, compared to those for the new implementations of select() and ufalloc(). The regressions for user-mode time suggest that the new kernel performs slightly better, perhaps because of better data-cache utilization, but the difference might not be significant.

Although one cannot necessarily expect linear behavior at very high request rates, a linear extrapolation of the idle time regressions from the full data sets gives X-intercepts of 58 requests/sec. for

Date	Kernel version	CPU mode	Slope	Corr. coeff.
1998-04-16	old	idle	-1.67	-0.96
1998-04-23	new	idle	-1.34	-0.92
1998-04-16	old	kernel	1.09	0.98
1998-04-23	new	kernel	0.85	0.99
1998-04-16	old	user	0.58	0.77
1998-04-23	new	user	0.49	0.66

N = 96

Table 4: Linear regressions: full 1-day data sets: NetCache, caching disabled

Date	Kernel version	CPU mode	Slope	Corr. coeff.
1998-04-16	old	idle	-1.69	-0.97
1998-04-23	new	idle	-1.46	-0.98
1998-04-16	old	kernel	1.02	0.96
1998-04-23	new	kernel	0.85	0.99
1998-04-16	old	user	0.68	0.97
1998-04-23	new	user	0.65	0.99

N = 54

Table 5: Linear regressions: above 20 requests/second, NetCache, caching disabled

the unmodified kernel, and 69 requests/sec. for the new implementation. Using the truncated data sets (Table 5), the calculated X-intercepts are 57 and 68 requests/sec., respectively. This suggests that the modified kernel might support a peak request rate about 19% higher than the unmodified kernel, in this application. However, we caution against using the X-intercept to predict the actual peak request rate, since in other trials (see, for example, Figure 12) we found that the system can indeed process requests at mean rates above the X-intercept.

Note that our samples were averaged over 15-minute intervals. The actual one-second peak rates experienced during these trials (see Table 3) were 107 requests/sec. for the unmodified kernel, and 116 requests/sec. for the modified kernel. Clearly, the systems can support rates higher than the extrapolation of idle time implies. The main significance of our performance improvements may be not the increase in peak throughput, but the decrease in queueing delay (and response time) at high throughputs.

6.3 Profile results

We obtained CPU-time profiles, using DCPI, for the proxy server during periods of heavy load, for both the original kernel (Table 6) and our modified kernel (Table 7). Each profile covers a period of exactly one hour. The tables include all procedures accounting for at least 1% of the non-idle CPU time.

The first column in each profile shows the fraction of CPU time spent in each function or group of procedures. As the first row in each table shows, even during periods of heavy load, some time is spent in the kernel's idle thread and its children. Therefore, the second column shows the fraction of non-idle CPU time spent in all non-idle procedures; this is a more useful basis for comparing the two kernels. Note that the profiles include a mixture of kernel-mode and user-mode procedures.

The modified kernel spends 30% of the non-idle CPU time in select() and related procedures, compared to almost 40% spent in such procedures by the unmodified kernel. However, kernel-mode select() processing is still a significant burden on the CPU. As in Figure 2, considerable time is spent in the user-mode commSelect() procedure (Squid and NetCache apparently use slightly different names for the same procedure). These observations support our belief that the bitmap-based select() programming interface leads to unnecessary work, and probably to significant capacity misses in the data caches.

In experiments with simulated loads, we observed that NetCache on our kernel calls select() about 7 times as it does on the unmodified kernel. We believe this is because our faster select() causes a NetCache thread to return from select() with usually only one ready descriptor[1]. Before

[1]NetCache uses multiple event-driven threads, presumably for exploiting the parallelism available on SMP machines.

CPU %	Non-idle CPU %	Procedure	Mode
10.77%		all idle time	kernel
89.23%	100.00%	all non-idle time	kernel
35.27%	39.53%	all select functions	kernel
13.51%	15.14%	selscan	kernel
12.56%	14.08%	soo_select	kernel
7.48%	8.38%	undo_scan	kernel
1.64%	1.83%	select	kernel
12.64%	14.17%	commSelect	user
1.74%	1.95%	all TCP functions	kernel
1.49%	1.67%	malloc-related #1	user
1.39%	1.56%	malloc-related #2	user
1.09%	1.22%	mutex_unblock	user
1.03%	1.16%	read_io_port	kernel
0.95%	1.07%	bcopy	kernel
0.94%	1.05%	memGrep	user

Profile on 1998-04-16 from 10:00 to 11:00 PDT
mean load = 54 requests/sec.
peak load ca. 98 requests/sec

Table 6: Profile of unmodified kernel on live proxy: NetCache, caching disabled

CPU %	Non-idle CPU %	Procedure	Mode
16.29%		all idle time	kernel
83.71%	100.00%	all non-idle time	kernel
25.11%	30.00%	all select functions	kernel
11.23%	13.42%	new_soo_select	kernel
7.73%	9.24%	new_selscan_one	kernel
5.67%	6.77%	select	kernel
0.04%	0.05%	new_undo_scan	kernel
15.33%	18.32%	commSelect	user
2.70%	3.23%	all TCP functions	kernel
2.56%	3.05%	in_pcblookup	kernel
1.09%	1.30%	mutex_unblock	user
1.01%	1.21%	bcopy	kernel
1.00%	1.19%	read_io_port	kernel
0.97%	1.16%	malloc-related #1	user
0.93%	1.12%	memGrep	user
0.91%	1.09%	malloc-related #2	user

Profile on 1998-04-23 from 10:00 to 11:00 PDT
mean load = 55 requests/sec.
peak load ca. 116 requests/sec

Table 7: Profile of modified kernel on live proxy: NetCache, caching disabled

the next event arrives, other NetCache threads call select() to discover this event again. In the unmodified kernel, each call to select() takes longer, and returns multiple events. This may account for the heavy use of select() in Table 7.

In this application, even the unmodified kernel spends very little time in ufalloc() (0.20%). However, the modified kernel spends even less time in ufalloc() (0.03%). For this proxy, the total number of open file descriptors is relatively small. However, one might expect this fraction to become more significant at higher request rates.

We are not entirely sure what caused the significant increase in time that the modified kernel spends in in_pcblookup. This may be the result of an unfortunate collision in the direct-mapped data caches.

We note that in this real-world environment, for both versions of the kernel, just over 1% of the non-idle CPU time is spent in all kernel-related data movement (the bcopy()). Even less time is spent computing checksums. A moderate amount of time (between 2% and 3%) is spent in TCP-related functions (which have been highly optimized in Digital UNIX). These measurements reinforce the emphasis placed by Kay and Pasquale[KP93] on "non-data touching processing overheads"; however, they failed to recognize that the poor scalability of select() would ultimately dominate the other costs.

6.4 Data cache effects

We have speculated in several places that our kernel modifications affect data cache utilization. DCPI allows us to estimate the mean cycles per instruction (CPI) for each procedure in a profile, and to estimate the fraction of dynamic stalls caused by data-cache misses. We found that the CPI for the user-mode commSelect() procedure declined from 1.69 to 1.62 as a result of our kernel changes, mostly because of fewer data-cache misses.

We also found that the CPI for in_pcblookup() increased from about 1.28 to 11.15 as an apparent result of our kernel changes, even though we did not change the code for this kernel procedure. This suggests that we somehow created a particularly unlucky collision in the data caches between the data structures for in_pcblookup() and those for select().

6.5 Performance with caching enabled

We ran similar trials using NetCache with caching enabled. Table 8 shows some statistics for each of the trials.

Compared to Table 3, the use of caching seems to greatly increase the maximum number of allocated file descriptors (by a factor of more than three), while also more than doubling the peak request rate. A plot of request rates over a relatively short interval reveals what is happening.

Date	Kernel version	Requests handled	Max. alloc. fds	Peak req. rate
1998-05-08	old	1959078		228
1998-05-05	new	2255685	2380	244

Table 8: Statistics for live tests: NetCache, caching enabled

Figure 11 shows the logged request rate per second, for one second intervals between 11:00:00 and 11:05:00 (PDT) during the trials of 1998-04-23 (caching disabled) and 1998-05-05 (caching enabled). Timestamps for requests are taken from the log entries written by the proxy server, not from external observation.

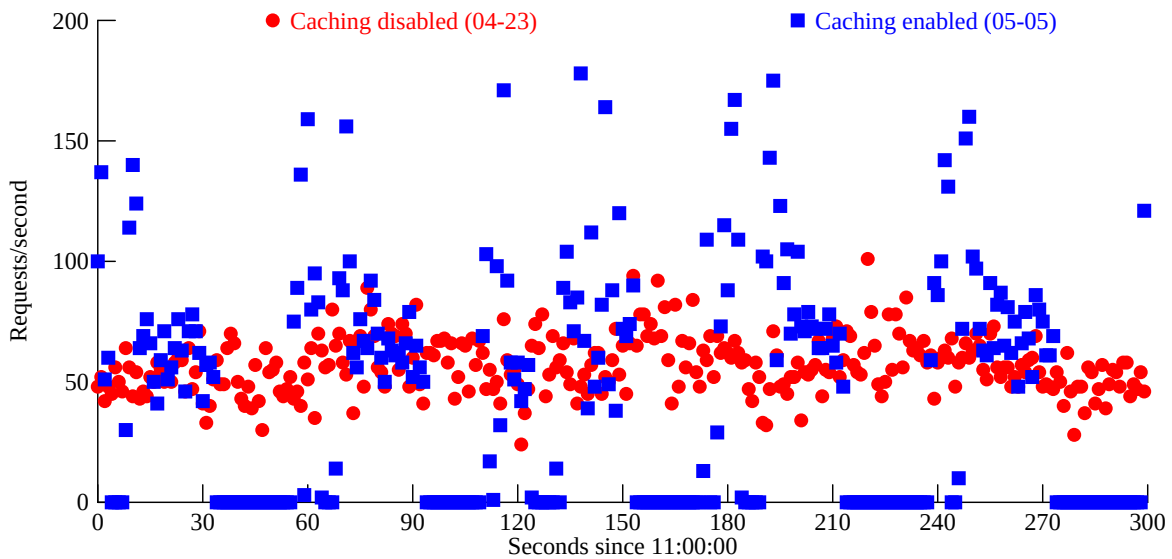

Figure 11: View of short-term request rates, with and without caching

From Figure 11, it appears that when caching is enabled, the server is blocking for periods of many seconds, then processing a burst of requests. (It is not clear whether request processing per se is blocking, or whether the delay is actually in the generation of log entries.) When caching is disabled, the request rate is far smoother.

Why does the server block when caching is enabled? Note that the blocking periods (i.e., periods of zero request rate) all start at almost precisely on a 30-second "clock." We suspect that the culprit is the "update" policy, typical of UNIX systems, in which modified file system buffers are

flushed to disk at 30-second intervals. This policy has long been known to be suboptimal [Mog94] (and should be fixed in a future release of Digital UNIX), but the extremely long delay periods experienced in this case suggest that the disk subsystem used for the cache has been improperly configured; it simply cannot absorb all of the random writes being generated. (Although Digital UNIX supports a journaled file system, which should absorb many more writes per second, the proxy was configured to use the traditional "Berkeley Fast File System" for cache storage.)

The increased burstiness of request processing could explain some of the increase in value for the maximum number of allocated file descriptors seen, in Table 8, when caching is enabled. Since some requests are being delayed for long intervals, and since the proxy server can presumably accept new network connections while it is waiting for disk I/O, the maximum number of requests in progress is likely to increase as a result of lengthy disk delays.

The use of caching also directly increases the number of allocated file descriptors, because NetCache stores each cached object in a separate file. Especially during periods of delayed file I/O, the server might have many such files open at once. However, we have not directly measured the number of such descriptors.

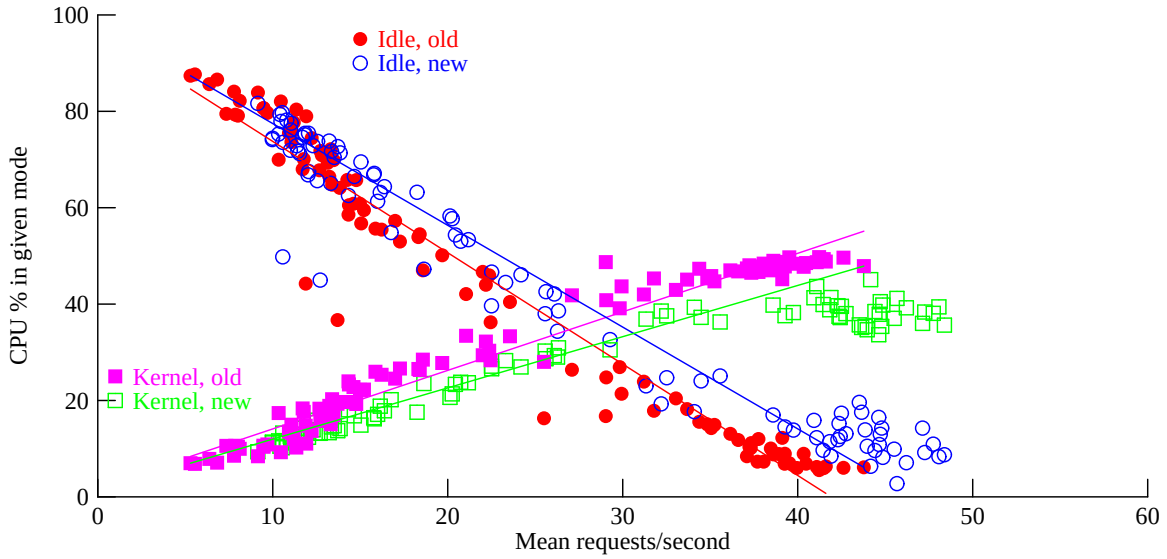

Figure 12: CPU costs as a function of request rate: NetCache, caching enabled

Figure 12 shows, for NetCache with caching enabled, how CPU idle time, and CPU kernel-mode time, vary as a function of the mean request rate. Each point on the scatterplot represents one 15-minute sample. The circles correspond to idle time; the squares correspond to kernel-mode time. The filled marks show performance with the old versions of both select() and ufalloc() (the trial of 1998-05-08). The open marks show the performance of the new implementations (the trial

Date	Kernel version	CPU mode	Slope	Corr. coeff.
1998-05-08	old	idle	-2.31	-0.98
1998-05-05	new	idle	-1.87	-0.97
1998-05-08	old	kernel	1.21	0.98
1998-05-05	new	kernel	0.79	0.96
1998-05-08	old	user	1.10	0.93
1998-05-05	new	user	1.08	0.96

N = 96

Table 9: Linear regressions: full 1-day data sets: NetCache, caching enabled

of 1998-05-05).

Compared to Figure 10 (for NetCache with caching disabled), Figure 12 suggests that our kernel changes have a similar effect on CPU time consumption whether or not caching is enabled; this is probably because the caching component of NetCache uses relatively little CPU time. This conclusion is supported by the linear regressions shown in Table 9, but since the use of caching seems to reduce the CPU-time efficiency of the entire system, the slopes are considerably steeper than they are in Table 4 (for NetCache with caching disabled). With our modified kernel and NetCache, the idle-time X-intercept with caching disabled is at 69 requests/sec, but drops to 49 requests/sec when caching is enabled. (Remember that the X-intercept is not a good predictor of the actual peak request rate, as is clear from Figure 12.)

Tables 10 and 11 show DCPI profiles for, respectively, the unmodified and modified kernels, both running NetCache with caching enabled. Again (as for the caching-disabled trials, shown in Tables 6 and 7), the modified kernel results in significantly less time spent in the kernel's select() functions. Overall, in these profiles, the caching-enabled systems spend less of their time in these functions than do the caching-disabled systems, perhaps because they sustained lower mean request rates. (The lower rates could be a consequence of lower offered load; they do not necessarily reflect poorer proxy performance.)

One minor difference between the profiles in Table 7 (caching disabled) and Table 11 (caching enabled) is in the ranking of two of the modified kernel's select() functions. The caching-disabled system spends 36% more time in new_selscan_one() than in select(), while the caching-enabled system spends 22% more time in select() than in new_selscan_one(). This could be a result simply of the lower mean request rate, or it could reflect a difference in the way that the proxy

CPU %	Non-idle CPU %	Procedure	Mode
35.86%		all idle time	kernel
64.14%	100.00%	all non-idle time	kernel
15.74%	24.54%	all select functions	kernel
6.26%	9.76%	selscan	kernel
5.19%	8.10%	soo_select	kernel
3.38%	5.27%	undo_scan	kernel
0.86%	1.34%	select	kernel
10.97%	17.10%	commSelect	user
1.67%	2.61%	pmap_zero_page	kernel
1.20%	1.88%	all TCP functions	kernel
1.15%	1.79%	strcmp	user
0.88%	1.37%	mutex_unblock	user
0.86%	1.34%	bcopy	kernel
0.76%	1.18%	read_io_port	kernel
0.70%	1.09%	memGrep	user
0.69%	1.08%	malloc-related #1	user
0.69%	1.07%	malloc-related #2	user

Profile on 1998-05-08 from 12:00 to 13:00 PDT
mean load = 36 requests/sec.
peak load ca. 210 requests/sec

Table 10: Profile of unmodified kernel on live proxy: NetCache, caching enabled

CPU %	Non-idle CPU %	Procedure	Mode
48.40%		all idle time	kernel
51.60%	100.00%	all non-idle time	kernel
6.34%	12.29%	all select functions	kernel
2.59%	5.01%	new_soo_select	kernel
1.85%	3.59%	select	kernel
1.52%	2.94%	new_selscan_one	kernel
0.01%	0.02%	new_undo_scan	kernel
7.20%	13.95%	commSelect	user
2.16%	4.18%	malloc-related #1	user
2.01%	3.89%	all TCP functions	kernel
1.84%	3.56%	malloc-related #2	user
1.52%	2.94%	in_pcblookup	kernel
1.08%	2.10%	strcmp	user
0.89%	1.72%	mutex_unblock	user
0.86%	1.68%	bcopy	kernel
0.85%	1.65%	malloc-related #3	user
0.79%	1.53%	read_io_port	kernel
0.74%	1.43%	memset	user
0.74%	1.43%	memGrep	user
0.64%	1.23%	tcp_slowtimo	kernel
0.62%	1.19%	memcpy	user
0.61%	1.18%	malloc-related #1	user
0.58%	1.12%	str_grep	user

Profile on 1998-05-25 from 12:00 to 13:00 PDT
mean load = 43 requests/sec.
peak load ca. 214 requests/sec

Table 11: Profile of modified kernel on live proxy: NetCache, caching enabled

software uses the select() system call when caching is enabled.

6.6 Performance with Squid proxy

For the trials using Squid, we started with version 1.1.20 of the Squid software. All of our Squid trials were run with caching disabled.

As noted, Squid and NetCache share a common ancestor, and apparently they use similar techniques to wait for events. With Squid, we had the advantage of public access to the source code, so we were able to investigate its behavior in greater detail.

We first obtained a DCPI profile of Squid running on our modified kernel, shown in Table 12. Over 30% of the non-idle CPU is spent in the user-mode comm_select() function. Note that this is similar to the profile for NetCache, shown in Table 7 (NetCache uses the name commSelect(), apparently for the same function). In the Squid profile, the effect is more pronounced, although this might be because of the substantially lower request load during this trial.

Using DCPI, we were able to discover the exact reasons why comm_select() was consuming so many cycles. The main problem came from excessive data-cache misses, incurred because before every call to select(), the procedure walks through an array of large data structures, indexed by file descriptor. This activity not only spends cycles within comm_select(), but also tramples on most or all of the contents of the data cache, resulting in excessive cache misses for other procedures.

A relatively minor modification to the algorithm in comm_select() allowed us to eliminate almost all of the cache misses [Mog99]. We also found that the procedure, when scanning the bitmaps returned by select(), was using an inefficient technique; we replaced it by a faster, albeit somewhat less portable, mechanism. As a result, we eliminated essentially all of the CPU cycles spent in comm_select(); see Table 13. Not coincidentally, these changes eliminated a large fraction of the data-cache misses incurred by the entire system, which probably improves the performance of other functions as well.

We will refer to this modified Squid as version 1.1.20Mod, and used it for all of our subsequent trials.

The profile for Squid 1.1.20Mod shows that a significant fraction of the user-mode time is now spent in five malloc-related functions (due to the malloc() algorithm used in Digital UNIX, it is not possible to disentangle the time spent as a consequence of calling free().) We elected not to attack this particular issue, because we understand that a forthcoming version of Squid has already greatly reduced its use of malloc(), by maintaining its own pools for certain dynamically-allocated data structures.

We then ran full-day trials of Squid 1.1.20Mod with both the unmodified and modified kernels. Table 14 shows statistics for these two trials.

Figure 13 shows how CPU idle time, and CPU kernel-mode time, vary as a function of the mean

CPU %	Non-idle CPU %	Procedure	Mode
65.80%		all idle time	kernel
34.20%	100.00%	all non-idle time	kernel
8.42%	24.63%	all select functions	kernel
6.20%	18.14%	select	user
1.21%	3.54%	new_soo_select	kernel
0.96%	2.80%	new_selscan_one	kernel
0.01%	0.04%	new_undo_scan	kernel
10.30%	30.12%	comm_select	user
1.23%	3.60%	all TCP functions	kernel
1.20%	3.52%	malloc-related #1	user
1.12%	3.28%	malloc-related #2	user
0.70%	2.05%	in_pcblookup	kernel
0.60%	1.76%	malloc-related #3	user
0.45%	1.31%	malloc-related #5	user
0.27%	0.79%	malloc-related #4	user
0.32%	0.95%	bcopy	kernel

Profile on 1998-07-16 from 11:00 to 12:00 PDT
mean load = 17 requests/sec.
peak load ca. 73 requests/sec

Table 12: Profile of modified kernel on live proxy: Squid 1.1.20

CPU %	Non-idle CPU %	Procedure	Mode
65.43%	100.00%	all non-idle time	kernel
34.57%		all idle time	kernel
16.02%	24.49%	all select functions	kernel
9.42%	14.40%	select	kernel
3.71%	5.67%	new_soo_select	kernel
2.82%	4.31%	new_selscan_one	kernel
0.03%	0.04%	new_undo_scan	kernel
5.37%	8.21%	malloc-related #1	user
4.35%	6.64%	malloc-related #2	user
4.10%	6.27%	in_pcblookup	kernel
2.93%	4.47%	malloc-related #3	user
2.88%	4.40%	all TCP functions	kernel
1.46%	2.23%	malloc-related #5	user
1.34%	2.06%	malloc-related #4	user
0.94%	1.44%	memCopy	user
0.92%	1.41%	memset	user
0.88%	1.35%	bcopy	kernel
0.84%	1.28%	read_io_port	kernel
0.72%	1.10%	_doprnt	user
0.36%	0.54%	comm_select	user

Profile on 1998-09-09 from 11:00 to 12:00 PDT
mean load = 56 requests/sec.
peak load ca. 131 requests/sec

Table 13: Profile of modified kernel on live proxy: Squid 1.1.20Mod

Date	Kernel version	Requests handled	Max. alloc. fds	Peak req. rate
1998-09-15	old	2242373	$\leq$ 1581	121
1998-09-09	new	2591284	1714	139

Table 14: Statistics for live tests: Squid 1.1.20Mod

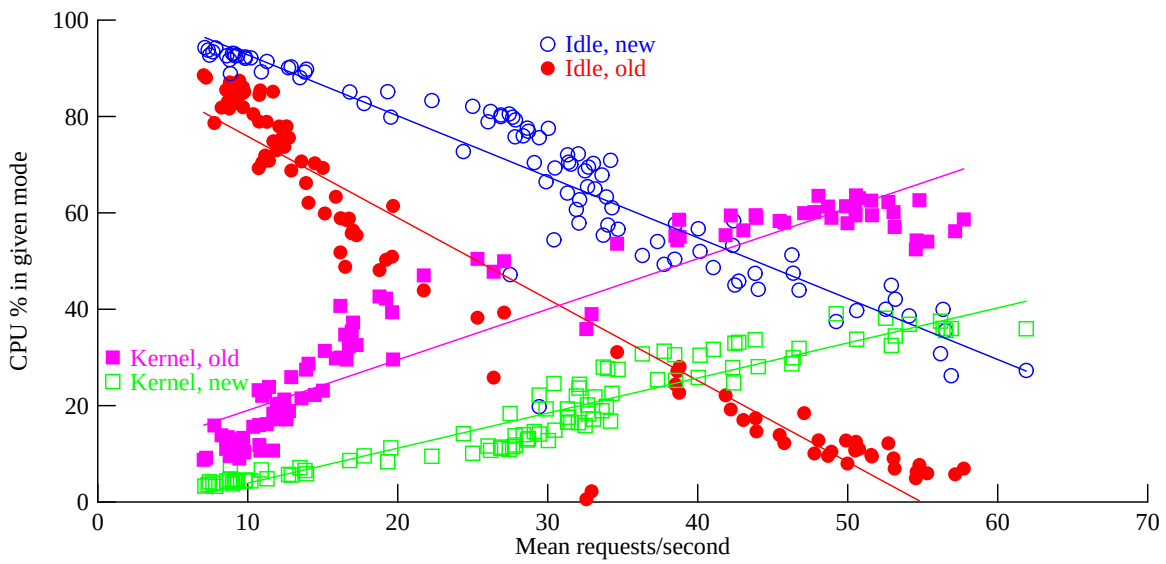

Figure 13: CPU costs as a function of request rate: Squid 1.1.20Mod

Date	Kernel version	CPU mode	Slope	Corr. coeff.
1998-09-15	old	idle	-1.69	-0.96
1998-09-09	new	idle	-1.26	-0.92
1998-09-15	old	kernel	1.05	0.94
1998-09-09	new	kernel	0.73	0.95
1998-09-15	old	user	0.64	0.85
1998-09-09	new	user	0.54	0.80

N = 96

Table 15: Linear regressions: full 1-day data sets: Squid 1.1.20Mod

request rate. Each point on the scatterplot represents one 15-minute sample. The circles correspond to idle time; the squares correspond to kernel-mode time. The filled marks show performance with the old versions of both select() and ufalloc() (the trial of 1998-09-15). The open marks show the performance of the new implementations (the trial of 1998-09-09). The new kernel clearly outperforms the original kernel in these trials. The idle-time X-intercept for the unmodified kernel is 55 requests/sec, while the X-intercept for the modified kernel is 83 requests/sec, an improvement of 51%.

This is a much larger improvement than for NetCache, with or without caching. We suspect that by eliminating the large amount of user-mode CPU time spent in the comm_select() function, our modified version of Squid puts more emphasis on the performance of the kernel (and thus on the benefits of a more efficient kernel). Additionally, by eliminating a particularly nasty source of data-cache misses, our changes to comm_select() indirectly improve the performance of other data-intensive functions (such as select()) by improving their cache-hit rates.

Table 15 show linear regressions for CPU time as a function of request rate, for Squid 1.1.20Mod running on both kernels. The table shows significant improvements in the kernel-mode and idle-time slopes. It also shows a small improvement in the slope of the user-mode regression, perhaps due to reduced data-cache interference between the select() functions and the user-mode computations.

Table 16 shows a DCPI profile for Squid 1.1.20Mod running on the unmodified kernel. Compared to Table 13, the profile for the modified kernel, the unmodified system spends a far larger fraction of the non-idle CPU time in the kernel select() functions.

The profile for the unmodified kernel also shows considerably less idle time (11% vs. 35%),

CPU %	Non-idle CPU %	Procedure	Mode
89.27%	100.00%	all non-idle time	kernel
10.73%		all idle time	kernel
38.96%	43.64%	all select functions	kernel
13.83%	15.50%	soo_select	kernel
12.33%	13.81%	selscan	kernel
10.11%	11.32%	undo_scan	kernel
2.51%	2.81%	select	kernel
5.87%	6.57%	malloc-related #1	user
4.51%	5.05%	malloc-related #2	user
3.48%	3.89%	pmap_zero_page	kernel
3.13%	3.51%	malloc-related #3	user
1.68%	1.88%	memCopy	user
1.53%	1.72%	malloc-related #5	user
1.46%	1.64%	all TCP functions	kernel
1.28%	1.43%	malloc-related #4	user
0.85%	0.96%	memset	user
0.75%	0.84%	bcopy	kernel
0.23%	0.26%	comm_select	user

Profile on 1998-09-15 from 11:00 to 12:00 PDT
mean load = 48 requests/sec.
peak load ca. 106 requests/sec

Table 16: Profile of unmodified kernel on live proxy: Squid 1.1.20Mod

even though during the profiled periods, the system with that kernel processed a lower mean request rate (48 vs. 56 requests/sec) and peak request rate (106 vs. 131 requests/sec). This explains the appearance of the pmap_zero_page() function in the profile for the unmodified kernel, soaking up almost 4% of the non-idle CPU time. When the kernel spends a significant amount of time in the idle loop, it puts this time to use by zeroing the contents of free pages. When these pages are later allocated to virtual address spaces or files, the kernel then does not have to spend the time to zero their contents.

However, when the system spends little time in the idle loop, it soon runs out of pre-zeroed free pages, and pages must then be zeroed when they are allocated. This causes additional delay for the consumers of these pages [RBH+95]. So the increase in idle time provided by our kernel modifications not only improves latency directly, by decreasing the time to perform the select() system call; it also improves latency indirectly.

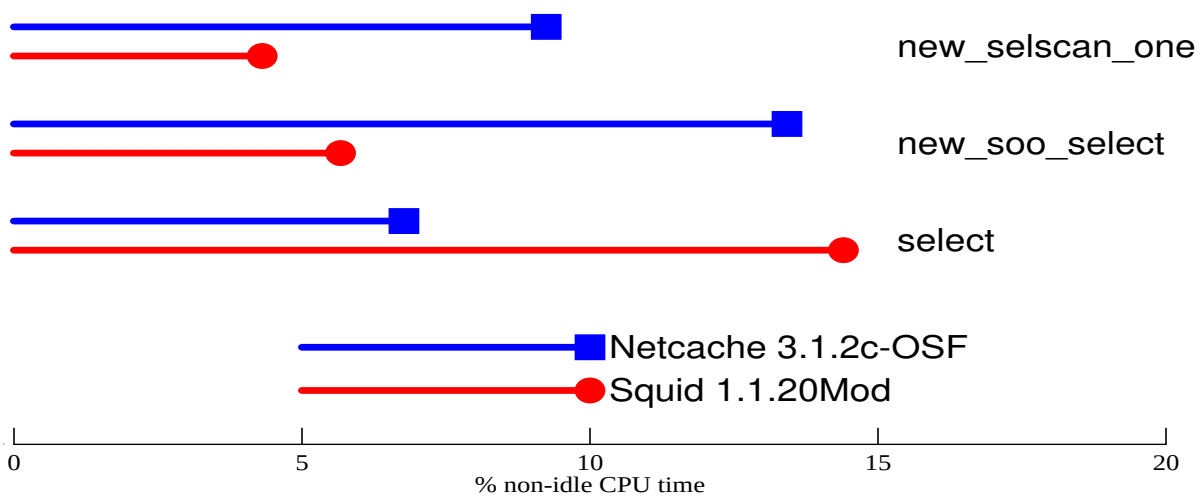

Figure 14: Breakdown of kernel select() costs for NetCache and Squid

The profiles in Tables 7 and 13 imply that Squid and NetCache use the select() system call in different ways. Figure 14 illustrates this difference, for trials using the modified kernel. NetCache causes the kernel to spend significantly more time in new_selscan_one() and new_soo_select(), while Squid causes the kernel to spend significantly more time in the select() function. While this difference might be partly the result of different request patterns during the two trial periods, we believe that it may actually reflect algorithmic differences between Squid and NetCache.

We know that Squid invokes the select() system call in two different modes. The comm_select() function first invokes select() with a bitmap representing all "interesting" file descriptors; then,

when select() returns a non-empty bitmap, comm_select() iterates through this bitmap and invokes handlers for ready descriptors. Because it might take some time to get through this set of handlers (they might even block, in some cases), during this loop comm_select() frequently calls comm_select_incoming() to see if any requests have arrived on several special descriptors. One is used for accepting new HTTP connections; the others are used for inter-cache communication in a caching hierarchy. Thus, comm_select_incoming() invokes the select() system call with a very small bitmap (and, we believe, usually does not find any ready descriptors as a result). This might explain why Squid spends proportionately more time in the kernel's select() function than NetCache, and less time in the new_selscan_one() and new_soo_select() functions.

Without access to the NetCache sources, we cannot verify this analysis. However, we note that the DCPI profile for NetCache does not include any functions with a name, or execution frequency, similar to that of comm_select_incoming() from the Squid profile. We suspect that Squid's calls to comm_select_incoming() are unnecessarily frequent, and hence Squid is spending too much time in the kernel's select() function. If so, it might be possible to eliminate another 10% or so of the CPU time spent in the kernel on Squid's behalf. We also note that the multithreaded design of NetCache, discussed in Section 6.3, may affect its use of the select() system call.

6.7 Summary of live performance results

We obtained measurements from live proxy systems to verify that our concerns about scaling are indeed important, and to better understand the details of how real-world proxies actually perform.

The central assumption behind the work presented in this paper is that real-world Web servers and proxies, unlike systems benchmarked in LAN environments, must manage a very large number of file descriptors. Our measurements confirm this; we saw peak per-process file descriptor counts as high as 2380 (and even higher on days when transient network conditions led to periods of no progress).

We expect the peak descriptor counts seen by a given to grow as Web traffic increases, especially since faster CPUs and better proxy software will allow a single system to handle larger user populations.

We also expect that a continued transition to the use of “persistent connections” will increase the number of simultaneously active descriptors. The basic HTTP/1.0 protocol carries just one request per TCP connection. HTTP/1.1, currently being deployed, allows the use of multiple requests per connection, and so TCP connections persist even when no request is in progress. Some HTTP/1.0 implementations support a similar feature, called “keep-alive,” but keep-alive does not interoperate well with proxies, nor is it implemented in Squid 1.1.20, so our measurements do not model its effects. Anecdotal evidence suggests that widespread use of persistent connections might increase the number of open TCP connections (i.e., descriptors) by a factor of 4 or more.

Given that a real-world proxy server must manage lots of open connections, it is not surprising that an event-driven server (such as NetCache or Squid) would spend a lot of time in the select() system call. Our DCPI profiles bear this out; with the original implementation of select(), we found that during a typical period of heavy load, NetCache spent about 40% of the system's non-idle CPU cycles in select(), and our improved version of Squid spent 44% of the non-idle cycles in select().

Even with our improved implementation of select(), NetCache still spends 30% of the non-idle cycles in that part of the kernel, and Squid spends 25% of the non-idle cycles there. So while we have made major improvements in the efficiency of select(), it is still an impediment to scaling; replacing it with a different programming interface remains the most appealing solution.

We found that, unlike in our benchmark-based tests, the cost of ufalloc() does not seem to be a major problem for the live proxy systems. This may be a consequence of our use, in the benchmark tests, of a fixed set of "cold" connections; in real life, the pattern of descriptor allocation might be considerably different. However, our modified version of ufalloc() did perform significantly better than the original, even if the absolute numbers are relatively small.

By correlating measured request rates with the amount of CPU time spent in various modes, we were able to demonstrate that, overall, our kernel changes provide a significant improvement in the efficiency of the proxy server system. This should lead to a higher maximum throughput, and lower per-request latency, although we have not measured either value directly.

We learned from the DCPI profiles that Squid 1.1.20 spends a lot of time using an inefficient algorithm for constructing the input bitmaps for the select() system call, and also is not very efficient at scanning the result bitmaps. By making some simple changes to these algorithms, we were able to eliminate virtually all of this cost, improving the performance of Squid. This result suggests that although the use of bitmaps in the select() programming interface is not the best possible design, it is relatively unimportant compared to other aspects of the select() interface.

The DCPI profiles for NetCache 3.1.2c-OSF suggest that it, too, uses the same inefficient algorithms as in Squid 1.1.20. However, the profiles also suggest that NetCache and Squid make use of select() in somewhat different ways, and Squid might be able to learn a few tricks from NetCache.

7 Related Work

Operating system researchers and vendors have devoted much effort to improving Internet server performance. One early experience that lead to published results was the 1994 California election server [Mog95a, Mog95b]; another early study was performed at NCSA [McG95]. Operating system vendors responded to complaints of performance problems by improving various kernel

mechanisms, especially by replacing BSD's linear-time PCB lookup algorithm [MD93, Sol], and by changing certain kernel parameter values. Vendors also provided tuning guides for systems being used as Web servers [DEC98].

In response to observations about the large context-switching overhead of process-per-connection servers, recent servers [CDN+96, Net, Squ, tht, Zeu] have used event-driven architectures. Measurements of these servers under laboratory conditions indicate an order of magnitude performance improvement [CDN+96, SS96].

Maltzahn et. al. [MRG97] reported the poor performance of Squid under real conditions. Fox et al. [FGC+97], in describing the Inktomi system, also briefly mention that their event-driven front-ends spend 70% of their time in the kernel, and attribute this to the state-management overhead of a large number of simultaneous connections. However, neither of these papers analyzed the reason for this phenomenon in any detail.

8 Conclusion

We presented a detailed analysis of the effect of WAN delays on the performance of event-driven servers, and showed that linear scaling in the select() and ufalloc() implementations leads to excessive kernel CPU consumption.

We described scalable versions of select() and ufalloc(), and evaluated their impact on the performance of event-driven servers. We showed that these changes improve the performance of Web servers and proxies on realistic benchmarks, and on a live proxy, without harming performance on naive benchmarks.

Our results show the need for a new, scalable interface to replace select(). We are currently working to develop this.

Acknowledgments

We are grateful to Kathy Richardson of Digital's Network Systems Laboratory, for providing data on the performance of the Palo Alto Web proxies, and to Kathy and to Jessie Stickgold-Sarah for helping us evaluate our changes in the context of these proxies. We also thank the USENIX referees for their comments.

References

[AB+97] Jennifer Anderson, Lance M. Berc, et al. Continuous profiling: Where have all the cycles gone? In *Proceedings of the Sixteenth ACM Symposium on Operating System Principles*, pages 1–14, San Malo, France, October 1997.

[BD97] Gaurav Banga and Peter Druschel. Measuring the Capacity of a Web Server. In *Proceedings of the 1997 USENIX Symposium on Internet Technologies and Systems*, pages 61–71, Monterey, CA, December 1997.

[BDM98] Gaurav Banga, Peter Druschel, and Jeffrey C. Mogul. Better operating system features for faster network servers. In *Proceedings of the Workshop on Internet Server Performance*, pages 69–79, Madison, WI, June 1998. To appear in ACM SIGMETRICS *Performance Evaluation Review* 26(3), December 1998.

[BDR97] Gaurav Banga, Fred Douglis, and Michael Rabinovich. Optimistic Deltas for WWW Latency Reduction. In *Proceedings of the 1997 USENIX Technical Conference*, pages 289–303, Anaheim, CA, January 1997.

[CDN+96] Anawat Chankhunthod, Peter B. Danzig, Chuck Neerdaels, Michael F. Schwartz, and Kurt J. Worrell. A Hierarchical Internet Object Cache. In *Proceedings of the 1996 USENIX Technical Conference*, pages 153–163, San Diego, CA, January 1996.

[DEC98] Digital UNIX Tuning Parameters for Web Servers. http://www.digital.com/info/internet/document/ias/tuning.html, 1998.

[FGC+97] Armando Fox, Steven D. Gribble, Yatin Chawathe, Eric A. Brewer, and Paul Gauthier. Cluster-based scalable network services. In *Proceedings of the Sixteenth ACM Symposium on Operating System Principles*, pages 78–91, San Malo, France, October 1997.

[KEGW96] M. Frans Kaashoek, Dawson R. Engler, Gregory R. Ganger, and Deborah A. Wallach. Server Operating Systems. In *Proceedings of the 1996 SIGOPS European Workshop*, pages 141–148, Connemara, Ireland, September 1996.

[KP93] Jonathan Kay and Joseph Pasquale. The Importance of Non-Data Touching Processing Overheads in TCP/IP. In *Proceedings of the ACM Communications Architectures and Protocols Conference (SIGCOMM)*, pages 259–268, San Francisco, CA, September 1993.

[LNBL96] Ari Luotonen, Henrik FryStyk Nielsen, and Tim Berners-Lee. CERN httpd 3.0A. http://www.w3.org/pub/WWW/Daemon/, July 1996.

[McG95] Robert E. McGrath. Performance of Several HTTP Demons on an HP 735 Workstation. http://www.ncsa.uiuc.edu/InformationServers/Performance/V1.4/report.html, April 1995.

[MD93] P. E. McKenney and K. F. Dove. Efficient Demultiplexing of Incoming TCP Packets. In *Proceedings of the SIGCOMM '92 Conference*, pages 269–280, Baltimore, MD, August 1993.

[Mog94] Jeffrey C. Mogul. A Better Update Policy. In *Proceedings of the Summer 1994 USENIX Conference*, pages 99–111, Boston, MA, June 1994.

[Mog95a] Jeffrey C. Mogul. Network behavior of a busy web server and its clients. Research Report 95/5, Digital Equipment Corp. Western Research Laboratory, Palo Alto, CA, 1995.

[Mog95b] Jeffrey C. Mogul. Operating system support for busy internet servers. In *Proceedings of the Fifth Workshop on Hot Topics in Operating Systems (HotOS-V)*, Orcas Island, WA, May 1995.

[Mog99] Jeffrey C. Mogul. Speedier Squid: A case study of an Internet server performance problem. In preparation, 1999.

[MRG97] Carlos Maltzahn, Kathy J. Richardson, and Dirk Grunwald. Performance Issues of Enterprise Level Web Proxies. In *Proceedings of the ACM SIGMETRICS '97 Conference*, pages 13–23, Seattle, WA, June 1997.

[Net] Network Appliance, Inc., *NetCache*. http://www.netapp.com/level3/netcache/datasheet.html.

[Ous96] John Ousterhout. Why Threads Are A Bad Idea (for most purposes). Invited talk at the 1996 USENIX Technical Conference. http://www.scriptics.com/people/john.ousterhout/threads.ps, January 1996.

[PDZ97] Vivek S. Pai, Peter Druschel, and Willy Zwaenepoel. IO-Lite: A unified I/O buffering and caching system. Technical Report TR97-294, Rice University, CS Dept., Houston, TX, 1997.

[RBH+95] Mendel Rosenblum, Edouard Bugnion, Stephen A. Herrod, Emmett Witchel, and Anoop Gupta. The Impact of Architectural Trends on Operating System Performance. In *Proceedings of the Fifteenth ACM Symposium on Operating System Principles*, pages 285–298, Copper Mountain, CO, December 1995.

[Ric97] Kathy J. Richardson. Personal communication, 1997.

[Sol] Solaris 2 TCP/IP. http://www.sun.com/sunsoft/solaris/networking/tcpip.html.

[Squ] Squid. http://squid.nlanr.net/Squid/.

[SS96] Stuart E. Schechter and Jay Sutaria. A Study of the Effects of Context Switching and Caching on HTTP Server Performance. http://www.eecs.harvard.edu/%7Estuart/Tarantula/FirstPaper.html, 1996.

[Ste90] W. Richard Stevens. *Unix Network Programming*. Prentice-Hall, Englewood Cliffs, NJ, 1990.

[tht] thttpd. http://www.acme.com/software/thttpd/.

[Zeu] Zeus. http://www.zeus.co.uk/.

WRL Research Reports

‘‘Titan System Manual.’’ **Michael J. K. Nielsen.** WRL Research Report 86/1, September 1986.

‘‘Global Register Allocation at Link Time.’’ **David W. Wall.** WRL Research Report 86/3, October 1986.

‘‘Optimal Finned Heat Sinks.’’ **William R. Hamburgen.** WRL Research Report 86/4, October 1986.

‘‘The Mahler Experience: Using an Intermediate Language as the Machine Description.’’ **David W. Wall and Michael L. Powell.** WRL Research Report 87/1, August 1987.

‘‘The Packet Filter: An Efficient Mechanism for User-level Network Code.’’ **Jeffrey C. Mogul, Richard F. Rashid, Michael J. Accetta.** WRL Research Report 87/2, November 1987.

‘‘Fragmentation Considered Harmful.’’ **Christopher A. Kent, Jeffrey C. Mogul.** WRL Research Report 87/3, December 1987.

‘‘Cache Coherence in Distributed Systems.’’ **Christopher A. Kent.** WRL Research Report 87/4, December 1987.

‘‘Register Windows vs. Register Allocation.’’ **David W. Wall.** WRL Research Report 87/5, December 1987.

‘‘Editing Graphical Objects Using Procedural Representations.’’ **Paul J. Asente.** WRL Research Report 87/6, November 1987.

‘‘The USENET Cookbook: an Experiment in Electronic Publication.’’ **Brian K. Reid.** WRL Research Report 87/7, December 1987.

‘‘MultiTitan: Four Architecture Papers.’’ **Norman P. Jouppi, Jeremy Dion, David Boggs, Michael J. K. Nielsen.** WRL Research Report 87/8, April 1988.

‘‘Fast Printed Circuit Board Routing.’’ **Jeremy Dion.** WRL Research Report 88/1, March 1988.

‘‘Compacting Garbage Collection with Ambiguous Roots.’’ **Joel F. Bartlett.** WRL Research Report 88/2, February 1988.

‘‘The Experimental Literature of The Internet: An Annotated Bibliography.’’ **Jeffrey C. Mogul.** WRL Research Report 88/3, August 1988.

‘‘Measured Capacity of an Ethernet: Myths and Reality.’’ **David R. Boggs, Jeffrey C. Mogul, Christopher A. Kent.** WRL Research Report 88/4, September 1988.

‘‘Visa Protocols for Controlling Inter-Organizational Datagram Flow: Extended Description.’’ **Deborah Estrin, Jeffrey C. Mogul, Gene Tsudik, Kamaljit Anand.** WRL Research Report 88/5, December 1988.

‘‘SCHEME->C A Portable Scheme-to-C Compiler.’’ **Joel F. Bartlett.** WRL Research Report 89/1, January 1989.

‘‘Optimal Group Distribution in Carry-Skip Adders.’’ **Silvio Turrini.** WRL Research Report 89/2, February 1989.

‘‘Precise Robotic Paste Dot Dispensing.’’ **William R. Hamburgen.** WRL Research Report 89/3, February 1989.

‘‘Simple and Flexible Datagram Access Controls for Unix-based Gateways.’’ **Jeffrey C. Mogul.** WRL Research Report 89/4, March 1989.

‘‘Spritely NFS: Implementation and Performance of Cache-Consistency Protocols.’’ **V. Srinivasan and Jeffrey C. Mogul.** WRL Research Report 89/5, May 1989.

‘‘Available Instruction-Level Parallelism for Superscalar and Superpipelined Machines.’’ **Norman P. Jouppi and David W. Wall.** WRL Research Report 89/7, July 1989.

‘‘A Unified Vector/Scalar Floating-Point Architecture.’’ **Norman P. Jouppi, Jonathan Bertoni, and David W. Wall.** WRL Research Report 89/8, July 1989.

‘‘Architectural and Organizational Tradeoffs in the Design of the MultiTitan CPU.’’ **Norman P. Jouppi.** WRL Research Report 89/9, July 1989.

‘‘Integration and Packaging Plateaus of Processor Performance.’’ **Norman P. Jouppi.** WRL Research Report 89/10, July 1989.

‘‘A 20-MIPS Sustained 32-bit CMOS Microprocessor with High Ratio of Sustained to Peak Performance.’’ **Norman P. Jouppi and Jeffrey Y. F. Tang.** WRL Research Report 89/11, July 1989.

‘‘The Distribution of Instruction-Level and Machine Parallelism and Its Effect on Performance.’’ **Norman P. Jouppi.** WRL Research Report 89/13, July 1989.

‘‘Long Address Traces from RISC Machines: Generation and Analysis.’’ **Anita Borg, R.E.Kessler, Georgia Lazana, and David W. Wall.** WRL Research Report 89/14, September 1989.

‘‘Link-Time Code Modification.’’ **David W. Wall.** WRL Research Report 89/17, September 1989.

‘‘Noise Issues in the ECL Circuit Family.’’ **Jeffrey Y.F. Tang and J. Leon Yang.** WRL Research Report 90/1, January 1990.

‘‘Efficient Generation of Test Patterns Using Boolean Satisfiablilty.’’ **Tracy Larrabee.** WRL Research Report 90/2, February 1990.

‘‘Two Papers on Test Pattern Generation.’’ **Tracy Larrabee.** WRL Research Report 90/3, March 1990.

‘‘Virtual Memory vs. The File System.’’ **Michael N. Nelson.** WRL Research Report 90/4, March 1990.

‘‘Efficient Use of Workstations for Passive Monitoring of Local Area Networks.’’ **Jeffrey C. Mogul.** WRL Research Report 90/5, July 1990.

‘‘A One-Dimensional Thermal Model for the VAX 9000 Multi Chip Units.’’ **John S. Fitch.** WRL Research Report 90/6, July 1990.

‘‘1990 DECWRL/Livermore Magic Release.’’ **Robert N. Mayo, Michael H. Arnold, Walter S. Scott, Don Stark, Gordon T. Hamachi.** WRL Research Report 90/7, September 1990.

‘‘Pool Boiling Enhancement Techniques for Water at Low Pressure.’’ **Wade R. McGillis, John S. Fitch, William R. Hamburgen, Van P. Carey.** WRL Research Report 90/9, December 1990.

‘‘Writing Fast X Servers for Dumb Color Frame Buffers.’’ **Joel McCormack.** WRL Research Report 91/1, February 1991.

‘‘A Simulation Based Study of TLB Performance.’’ **J. Bradley Chen, Anita Borg, Norman P. Jouppi.** WRL Research Report 91/2, November 1991.

‘‘Analysis of Power Supply Networks in VLSI Circuits.’’ **Don Stark.** WRL Research Report 91/3, April 1991.

‘‘TurboChannel T1 Adapter.’’ **David Boggs.** WRL Research Report 91/4, April 1991.

‘‘Procedure Merging with Instruction Caches.’’ **Scott McFarling.** WRL Research Report 91/5, March 1991.

‘‘Don’t Fidget with Widgets, Draw!.’’ **Joel Bartlett.** WRL Research Report 91/6, May 1991.

‘‘Pool Boiling on Small Heat Dissipating Elements in Water at Subatmospheric Pressure.’’ **Wade R. McGillis, John S. Fitch, William R. Hamburgen, Van P. Carey.** WRL Research Report 91/7, June 1991.

‘‘Incremental, Generational Mostly-Copying Garbage Collection in Uncooperative Environments.’’ **G. May Yip.** WRL Research Report 91/8, June 1991.

‘‘Interleaved Fin Thermal Connectors for Multichip Modules.’’ **William R. Hamburgen.** WRL Research Report 91/9, August 1991.

‘‘Experience with a Software-defined Machine Architecture.’’ **David W. Wall.** WRL Research Report 91/10, August 1991.

‘‘Network Locality at the Scale of Processes.’’ **Jeffrey C. Mogul.** WRL Research Report 91/11, November 1991.

‘‘Cache Write Policies and Performance.’’ **Norman P. Jouppi.** WRL Research Report 91/12, December 1991.

‘‘Packaging a 150 W Bipolar ECL Microprocessor.’’ **William R. Hamburgen, John S. Fitch.** WRL Research Report 92/1, March 1992.

‘‘Observing TCP Dynamics in Real Networks.’’ **Jeffrey C. Mogul.** WRL Research Report 92/2, April 1992.

‘‘Systems for Late Code Modification.’’ **David W. Wall.** WRL Research Report 92/3, May 1992.

‘‘Piecewise Linear Models for Switch-Level Simulation.’’ **Russell Kao.** WRL Research Report 92/5, September 1992.

‘‘A Practical System for Intermodule Code Optimization at Link-Time.’’ **Amitabh Srivastava and David W. Wall.** WRL Research Report 92/6, December 1992.

‘‘A Smart Frame Buffer.’’ **Joel McCormack & Bob McNamara.** WRL Research Report 93/1, January 1993.

‘‘Recovery in Spritely NFS.’’ **Jeffrey C. Mogul.** WRL Research Report 93/2, June 1993.

‘‘Tradeoffs in Two-Level On-Chip Caching.’’ **Norman P. Jouppi & Steven J.E. Wilton.** WRL Research Report 93/3, October 1993.

‘‘Unreachable Procedures in Object-oriented Programing.’’ **Amitabh Srivastava.** WRL Research Report 93/4, August 1993.

‘‘An Enhanced Access and Cycle Time Model for On-Chip Caches.’’ **Steven J.E. Wilton and Norman P. Jouppi.** WRL Research Report 93/5, July 1994.

‘‘Limits of Instruction-Level Parallelism.’’ **David W. Wall.** WRL Research Report 93/6, November 1993.

‘‘Fluoroelastomer Pressure Pad Design for Microelectronic Applications.’’ **Alberto Makino, William R. Hamburgen, John S. Fitch.** WRL Research Report 93/7, November 1993.

‘‘A 300MHz 115W 32b Bipolar ECL Microprocessor.’’ **Norman P. Jouppi, Patrick Boyle, Jeremy Dion, Mary Jo Doherty, Alan Eustace, Ramsey Haddad, Robert Mayo, Suresh Menon, Louis Monier, Don Stark, Silvio Turrini, Leon Yang, John Fitch, William Hamburgen, Russell Kao, and Richard Swan.** WRL Research Report 93/8, December 1993.

‘‘Link-Time Optimization of Address Calculation on a 64-bit Architecture.’’ **Amitabh Srivastava, David W. Wall.** WRL Research Report 94/1, February 1994.

‘‘ATOM: A System for Building Customized Program Analysis Tools.’’ **Amitabh Srivastava, Alan Eustace.** WRL Research Report 94/2, March 1994.

‘‘Complexity/Performance Tradeoffs with Non-Blocking Loads.’’ **Keith I. Farkas, Norman P. Jouppi.** WRL Research Report 94/3, March 1994.

‘‘A Better Update Policy.’’ **Jeffrey C. Mogul.** WRL Research Report 94/4, April 1994.

‘‘Boolean Matching for Full-Custom ECL Gates.’’ **Robert N. Mayo, Herve Touati.** WRL Research Report 94/5, April 1994.

‘‘Software Methods for System Address Tracing: Implementation and Validation.’’ **J. Bradley Chen, David W. Wall, and Anita Borg.** WRL Research Report 94/6, September 1994.

‘‘Performance Implications of Multiple Pointer Sizes.’’ **Jeffrey C. Mogul, Joel F. Bartlett, Robert N. Mayo, and Amitabh Srivastava.** WRL Research Report 94/7, December 1994.

‘‘How Useful Are Non-blocking Loads, Stream Buffers, and Speculative Execution in Multiple Issue Processors?.’’ **Keith I. Farkas, Norman P. Jouppi, and Paul Chow.** WRL Research Report 94/8, December 1994.

‘‘Drip: A Schematic Drawing Interpreter.’’ **Ramsey W. Haddad.** WRL Research Report 95/1, March 1995.

‘‘Recursive Layout Generation.’’ **Louis M. Monier, Jeremy Dion.** WRL Research Report 95/2, March 1995.

‘‘Contour: A Tile-based Gridless Router.’’ **Jeremy Dion, Louis M. Monier.** WRL Research Report 95/3, March 1995.

‘‘The Case for Persistent-Connection HTTP.’’ **Jeffrey C. Mogul.** WRL Research Report 95/4, May 1995.

‘‘Network Behavior of a Busy Web Server and its Clients.’’ **Jeffrey C. Mogul.** WRL Research Report 95/5, October 1995.

‘‘The Predictability of Branches in Libraries.’’ **Brad Calder, Dirk Grunwald, and Amitabh** Srivastava. WRL Research Report 95/6, October 1995.

‘‘Shared Memory Consistency Models: A Tutorial.’’ **Sarita V. Adve, Kourosh Gharachorloo.** WRL Research Report 95/7, September 1995.

‘‘Eliminating Receive Livelock in an Interrupt-driven Kernel.’’ **Jeffrey C. Mogul and K. K. Ramakrishnan.** WRL Research Report 95/8, December 1995.

‘‘Memory Consistency Models for Shared-Memory Multiprocessors.’’ **Kourosh Gharachorloo.** WRL Research Report 95/9, December 1995.

‘‘Register File Design Considerations in Dynamically Scheduled Processors.’’ **Keith I. Farkas, Norman P. Jouppi, Paul Chow.** WRL Research Report 95/10, November 1995.

‘‘Optimization in Permutation Spaces.’’ **Silvio** Turrini. WRL Research Report 96/1, November 1996.

‘‘Shasta: A Low Overhead, Software-Only Approach for Supporting Fine-Grain Shared Memory.’’ **Daniel J. Scales, Kourosh Gharachorloo, and Chandramohan A. Thekkath.** WRL Research Report 96/2, November 1996.

‘‘Efficient Procedure Mapping using Cache Line Coloring.’’ **Amir H. Hashemi, David R. Kaeli, and Brad Calder.** WRL Research Report 96/3, October 1996.

‘‘Optimizations and Placement with the Genetic Workbench.’’ **Silvio Turrini.** WRL Research Report 96/4, November 1996.

‘‘Memory-system Design Considerations for Dynamically-scheduled Processors.’’ **Keith I. Farkas, Paul Chow, Norman P. Jouppi, and Zvonko Vranesic.** WRL Research Report 97/1, February 1997.

‘‘Performance of the Shasta Distributed Shared Memory Protocol.’’ **Daniel J. Scales and Kourosh Gharachorloo.** WRL Research Report 97/2, February 1997.

‘‘Fine-Grain Software Distributed Shared Memory on SMP Clusters.’’ **Daniel J. Scales, Kourosh Gharachorloo, and Anshu Aggarwal.** WRL Research Report 97/3, February 1997.

‘‘Potential benefits of delta encoding and data compression for HTTP.’’ **Jeffrey C. Mogul, Fred Douglis, Anja Feldmann, and Balachander Krishnamurthy.** WRL Research Report 97/4, July 1997.

‘‘Neon: A (Big) (Fast) Single-Chip 3D Workstation Graphics Accelerator.’’ **Joel McCormack, Robert McNamara, Christopher Gianos, Larry Seiler, Norman P. Jouppi, and Ken Correll.** WRL Research Report 98/1, August 1998.

‘‘Efficient Dynamic Procedure Placement.’’ **Daniel J. Scales.** WRL Research Report 98/5, August 1998.

‘‘Scalable kernel performance for Internet servers under realistic loads.’’ **Gaurav Banga and Jeffrey C. Mogul.** WRL Research Report 98/6, October 1998.

WRL Technical Notes

''TCP/IP PrintServer: Print Server Protocol.'' **Brian K. Reid and Christopher A. Kent.** WRL Technical Note TN-4, September 1988.

''TCP/IP PrintServer: Server Architecture and Implementation.'' **Christopher A. Kent.** WRL Technical Note TN-7, November 1988.

''Smart Code, Stupid Memory: A Fast X Server for a Dumb Color Frame Buffer.'' **Joel McCormack.** WRL Technical Note TN-9, September 1989.

''Why Aren't Operating Systems Getting Faster As Fast As Hardware?.'' **John Ousterhout.** WRL Technical Note TN-11, October 1989.

''Mostly-Copying Garbage Collection Picks Up Generations and C++.'' **Joel F. Bartlett.** WRL Technical Note TN-12, October 1989.

''Characterization of Organic Illumination Systems.'' **Bill Hamburgen, Jeff Mogul, Brian Reid, Alan Eustace, Richard Swan, Mary Jo Doherty, and Joel Bartlett.** WRL Technical Note TN-13, April 1989.

''Improving Direct-Mapped Cache Performance by the Addition of a Small Fully-Associative Cache and Prefetch Buffers.'' **Norman P. Jouppi.** WRL Technical Note TN-14, March 1990.

''Limits of Instruction-Level Parallelism.'' **David W. Wall.** WRL Technical Note TN-15, December 1990.

''The Effect of Context Switches on Cache Performance.'' **Jeffrey C. Mogul and Anita Borg.** WRL Technical Note TN-16, December 1990.

''MTOOL: A Method For Detecting Memory Bottlenecks.'' **Aaron Goldberg and John** Hennessy. WRL Technical Note TN-17, December 1990.

''Predicting Program Behavior Using Real or Estimated Profiles.'' **David W. Wall.** WRL Technical Note TN-18, December 1990.

''Cache Replacement with Dynamic Exclusion.'' **Scott McFarling.** WRL Technical Note TN-22, November 1991.

''Boiling Binary Mixtures at Subatmospheric Pressures.'' **Wade R. McGillis, John S. Fitch, William R. Hamburgen, Van P. Carey.** WRL Technical Note TN-23, January 1992.

''A Comparison of Acoustic and Infrared Inspection Techniques for Die Attach.'' **John S. Fitch.** WRL Technical Note TN-24, January 1992.

''TurboChannel Versatec Adapter.'' **David Boggs.** WRL Technical Note TN-26, January 1992.

''A Recovery Protocol For Spritely NFS.'' **Jeffrey C. Mogul.** WRL Technical Note TN-27, April 1992.

''Electrical Evaluation Of The BIPS-0 Package.'' **Patrick D. Boyle.** WRL Technical Note TN-29, July 1992.

''Transparent Controls for Interactive Graphics.'' **Joel F. Bartlett.** WRL Technical Note TN-30, July 1992.

''Design Tools for BIPS-0.'' **Jeremy Dion & Louis Monier.** WRL Technical Note TN-32, December 1992.

''Link-Time Optimization of Address Calculation on a 64-Bit Architecture.'' **Amitabh Srivastava and David W. Wall.** WRL Technical Note TN-35, June 1993.

''Combining Branch Predictors.'' **Scott McFarling.** WRL Technical Note TN-36, June 1993.

''Boolean Matching for Full-Custom ECL Gates.'' **Robert N. Mayo and Herve Touati.** WRL Technical Note TN-37, June 1993.

''Piecewise Linear Models for Rsim.'' **Russell Kao, Mark Horowitz.** WRL Technical Note TN-40, December 1993.

''Speculative Execution and Instruction-Level Parallelism.'' **David W. Wall.** WRL Technical Note TN-42, March 1994.

‘‘Ramonamap - An Example of Graphical Groupware.’’ **Joel F. Bartlett.** WRL Technical Note TN-43, December 1994.

‘‘ATOM: A Flexible Interface for Building High Performance Program Analysis Tools.’’ **Alan Eustace and Amitabh Srivastava.** WRL Technical Note TN-44, July 1994.

‘‘Circuit and Process Directions for Low-Voltage Swing Submicron BiCMOS.’’ **Norman P. Jouppi, Suresh Menon, and Stefanos Sidiropoulos.** WRL Technical Note TN-45, March 1994.

‘‘Experience with a Wireless World Wide Web Client.’’ **Joel F. Bartlett.** WRL Technical Note TN-46, March 1995.

‘‘I/O Component Characterization for I/O Cache Designs.’’ **Kathy J. Richardson.** WRL Technical Note TN-47, April 1995.

‘‘Attribute caches.’’ **Kathy J. Richardson, Michael J. Flynn.** WRL Technical Note TN-48, April 1995.

‘‘Operating Systems Support for Busy Internet Servers.’’ **Jeffrey C. Mogul.** WRL Technical Note TN-49, May 1995.

‘‘The Predictability of Libraries.’’ **Brad Calder, Dirk Grunwald, Amitabh Srivastava.** WRL Technical Note TN-50, July 1995.

‘‘Simultaneous Multithreading: A Platform for Next-generation Processors.’’ **Susan J. Eggers, Joel Emer, Henry M. Levy, Jack L. Lo, Rebecca Stamm and Dean M. Tullsen.** WRL Technical Note TN-52, March 1997.

‘‘Reducing Compulsory and Capacity Misses.’’ **Norman P. Jouppi.** WRL Technical Note TN-53, August 1990.

‘‘The Itsy Pocket Computer Version 1.5: User’s Manual.’’ **Marc A. Viredaz.** WRL Technical Note TN-54, July 1998.

‘‘The Memory Daughter-Card Version 1.5: User’s Manual.’’ **Marc A. Viredaz.** WRL Technical Note TN-55, July 1998.

WRL Research Reports and Technical Notes are available on the World Wide Web, from `http://www.research.digital.com/wrl/techreports/index.html`.